



Volume 7 JUNE 2022/LUSTRA

2 0 | 2 0
2 0 | 2 2
COLLECTION



2 0 | 2 0
2 0 | 2 2
COLLECTION



Scan to download
the E-Catalogue

THE POSSIBILITIES ARE ENDLESS


Greenlam is among the world's top 3, Asia's largest and India's No. 1 surfacing solutions company. With its presence in over 100 countries, Greenlam has focused on developing quality products with great passion for innovation. It offers end to end surfacing solutions spread across laminates, compacts, decorative veneers, engineered wooden floors and engineered wooden doors & frames to choose from. With two state-of-the-art manufacturing facilities in the country, it is the first choice of Architects, Interior Designers and Home Owners when it comes to transforming living spaces.

We work in harmony with our environment. Greenlam thinks and acts to save and preserve nature in its pristine form by ethical sourcing of its raw materials from the world over. Coupled with this, the products offered by Greenlam are Greenguard Certified, Anti-virus, Anti-bacterial & Anti-fungal thereby ensuring they are environment friendly and safe to use. With robust team of over 14,000 distributors and dealers across the globe, Greenlam is just a call away to give your spaces a new look.

Business Card



Scan to download
the Price List





ANTI-VIRUS

Greenlam Anti-Virus Laminates are durable, non-porous treated surface that has the potential to retard and kill upto 99.99%** of viruses that comes in contact with it. Now proven effective against SARS CoV-2* virus making it world's 1st COVID – 19 resistant laminate.



ANTI-BACTERIAL

The entire range of Greenlam laminates has been treated with high-efficacy anti-microbial agents. These agents can curb the growth of nearly 99.99%*** of harmful bacteria.



NSF CERTIFICATION

Greenlam is the only brand in Asia to hold an NSF (National Sanitation Foundation) Certification for High Pressure Laminate. All our products are certified as safe to be used on food-surfacing equipments such as work-tops & non-work tops.



HEALTH & ENVIRONMENT CERTIFICATION

Apart from GREENGUARD Standard and GREENLABEL Singapore, Greenlam holds the GREENGUARD GOLD certification as well. This means that our laminates have minimal emission of TVOC (Total Volatile Organic Compounds), and are suitable for use in environments such as school where children spend significant periods of time. Greenlam products are also FSC® certified. Ask for our FSC® Certified products.

Disclaimer:

* "As per the test report SARS Cov-2 virus gets more than 99% retarded after 45 mins of the contact"

** "As per the test report virus gets 99.99% retarded in 24 hours of contact"

*** "As per test report bacteria gets 99.99% retarded after 24 hours of contact"



10 YEAR WARRANTY

Greenlam offers 10 year warranty on all products against any manufacturing defect.



FIRE RETARDANT

Greenlam laminates hold the highest standard of fire resistance. Not only is it Class '0' rated, our laminates holds the best certification of Bs1d0, which proves that the smoke production is at the minimal and there are 0 flaming droplets in case of fire. Last but not the least, our laminates not only withstand the fire, it even helps to extinguish the fire when comes in direct contact with thermal attack.



25 YEARS OF EXCELLENCE

Greenlam has won various prestigious awards including Delhi's Best Employer Brand Award, Largest Exporter of Laminates, Expert's Choice Award, Power Brands, Master Brand, 100 most Valuable Brands among many others.

YOUR COLOUR, YOUR LAMINATE.

Only an Architect will understand.

The Greenlam laminates Colourama app is every Interior designer's and Architect's go-to app!
In just a few seconds, you can turn your inspiration into reality. Simply, 'click' any photo and select your favourite colour or 'pick' colour from the palette and we 'match' it to our laminates.
You can also find the complementary laminates and the edgeband suggestion.



DOWNLOAD THE COLOURAMA APP  

AFX

A revolutionary ultra-matt surfacing solution from Greenlam that looks so beautiful you cannot resist touching it. Crafted to make the surfaces impression-free, non-porous, scratch-resistant and hydro-repellant, making it effortless to clean away impurities and grease marks, thus ensuring no fingerprint or stains spoils its beauty.

Anti-fingerprint Laminates

Sizes: 1300 x 3050 mm (4.25 x 10 ft); 1220 x 2440 mm (4 x 8 ft)

Thickness: 1.0 mm

Recommended Applications: Shutters, Paneling, Table Top.

Premium Retail Furniture & Fixtures and Doors

- Anti-fingerprint
- Matt surface with low light reflection
- Soft touch
- Scratch-resistant
- Hygienic
- Food-contact suitable
- Mould-resistant
- Easy to clean
- Hydro-repellant



	A	B	C	D	E	F
1						
	9851 AFX (WHITE X)	9854 AFX (DOVE)	9855 AFX (BASALT GREY)	9852 AFX (EDEN GREY)	9853 AFX (ANTHRACITE)	9861 AFX (BLACK X)
2						
		9857 AFX (COUNTRY BLUE)	9858 AFX (VICTORIAN VIOLET)	9859 AFX (SEA WEED GREEN)	9860 AFX (TWILIGHT BLUE)	9856 AFX (COFFEE BEAN)

S A T I N

Greenlam Laminates presents its remarkably elegant and premium Satin Collection. Its texture and feel evoke a sense of true luxury. What makes this collection truly special is its exclusive range of designs that are sure to add excitement to your interiors and leave you enthralled. Available in Woods, Patterns and Colours, these designs are the perfect way to make any surface look niche and premium. One touch of its silky and super matt finish, and you will agree there is simply no match to its captivating design and feel.



COLOURS

	A	B	C	D	E
1					
	111 SAT (DESIGNER WHITE)	271 SAT (LIGHT GREY)	296 SAT (FOG)		
2					
	107 SAT (WOOL)	272 SAT (CLOUD)	261 SAT (DARK GREY)		
3					
	124 SAT (MYSORE IVORY)	266 SAT (ASH GREY)	297 SAT (BLUE GALAXY)		
4					
	132 SAT (CYCLONE)	274 SAT (PINE NUT)	401 SAT (BLACK)	292 SAT (CELESTIAL BLUE)	

	A	B	C	D	E
1					
			173 SAT (BARBIE PINK)	229 SAT (YELLOW)	248 SAT (LEAF GREEN)
2					
	454 SAT (PURPLE)	452 SAT (PLUM)	205 SAT (BRICK)	217 SAT (LIGHT ORANGE)	250 SAT (GRASS GREEN)
3					
			138 SAT (TERRACOTTA)	137 SAT (MUSTARD)	364 SAT (EMERALD)
4					
	146 SAT (OATMEAL)	181 SAT (CHOCOLATE)	203 SAT (RED)	361 SAT (GOLF GREEN)	245 SAT (DARK GREEN)

PATTERNS

A



P10

5574 SAT
(STATUARIO)

B



P10

5583 SAT
(VICONTE)



P10

5584 SAT
(ATHENA)



P10

5572 SAT
(GREY MARQUINA)

A



P10

5581 SAT
(TORINO PEARL)



P10

5580 SAT
(SANDSTONE GREY)



P10

5579 SAT
(SANDSTONE BEIGE)

B



P10

5582 SAT
(TORINO GREY)

WOODS



1

5343 SAT
(LIRO SAP)



5375 SAT
(SATURNO WALNUT)



5333 SAT
(NORDIC WALNUT)



5082 SAT
(LOUISIANA OAK)



5383 SAT
(CHELSEA CHESTNUT ANTHRACITE)



5379 SAT
(MANOR)



5349 SAT
(AUSTIN WALNUT)



5376 SAT
(TEXAS RODEO)



766 SAT
(RICH WALNUT)



5078 SAT
(ESOTERIC OAK)



5378 SAT
(DANDY WOOD ANTHRACITE)



5377 SAT
(DANDY WOOD TAUPE)

UNICORE

Greenlam Unicore are high performance uni-coloured laminates made with multi-layered decorative papers. These are crafted to offer uniformity and seamlessness to the surface with no dark edges.

Unicore Laminates

























Sizes: 1220 x 2440 mm (4 x 8 ft)

Thickness: 1.0 mm

Recommended Applications: Premium Furniture & Fixtures

-  Abrasion Resistant
-  Anti-Bacterial
-  Heat Resistant
-  Scratch Resistant
-  Stain Resistant
-  No Dark Edges



	A	B	C	D	E	F
1						
	 90107 HDG (WOOL)	 90124 HDG (MYSORE IVORY)	 90207 HDG (DIVINE YELLOW)	 90217 HDG (LIGHT ORANGE)	 90204 HDG (RED DYNASTY)	 90401 HDG (BLACK)
2						
	 90107 SUD (WOOL)	 90124 SUD (MYSORE IVORY)	 90207 SUD (DIVINE YELLOW)	 90217 SUD (LIGHT ORANGE)	 90204 SUD (RED DYNASTY)	 90401 SUD (BLACK)

All designs are also available in SCL texture

HD GLOSS

Greenlam HD Gloss has been developed with the most advanced technology to create the best-in-class Gloss. Resistant to MAR, scratches and abrasion, these premium laminates are sturdier & highly durable than any other standard gloss laminate.

HD Gloss Laminates

Sizes: 1220 x 2440 mm (4 x 8 ft)

Thickness: 1.0 mm

Recommended Applications: Kitchen Shutter, Wardrobe, Table Top
Reception/Retail counter and Restaurant/Bar area



Abrasion Resistant



Anti-Bacterial



Heat Resistant



Impact Resistant



MAR Resistant




Scratch Resistant



Stain Resistant



Superior Gloss Level



HD GLOSS

EXCLUSIVELY AVAILABLE WITH GREENLAM

A



1


2



5380 HDG
(BLACK FOREST)



B



782 HDG
(MAKASSAR WOOD)



5083 HDG
(SOUTHERN OAK)



A



5572 HDG
(GREY MARQUINA)



5571 HDG
(CRÈME MARQUINA)



B



5344 HDG
(TURQUOISE TEAK)



AVAILABLE WITH PEEL COAT.

AVAILABLE WITH PEEL COAT.

HD GLOSS

EXCLUSIVELY AVAILABLE WITH GREENLAM

A



5376 HDG
(TEXAS RODEO)



B



5349 HDG
(AUSTIN WALNUT)



A



749 HDG
(SAPELE)



B



5522 HDG
(HORIZONTAL EBONY)



1

1

2

2



681 HDG
(CHERRY SETA)



5337 HDG
(MALAY TEAK)



608 HDG
(AMERICAN WALNUT)



5523 HDG
(HORIZONTAL SANTOS)



3

3



5333 HDG
(NORDIC WALNUT)



777 HDG
(SUMATRA TEAK)



5082 HDG
(LOUISIANA OAK)



5524 HDG
(SAMARA OAK)



AVAILABLE WITH PEEL COAT.

AVAILABLE WITH PEEL COAT.



	A	B	C	D	E
1					
	 107 HDG (WOOL)	 124 HDG (MYSORE IVORY)	 101 HDG (WHITE)	 270 HDG (SILVER GREY)	 261 HDG (DARK GREY)
2					
	 141 HDG (BEIGE)	 146 HDG (OATMEAL)	 181 HDG (CHOCOLATE)	 458 HDG (NOIR CURRENT)	 138 HDG (TERRACOTTA)
3					
	 137 HDG (MUSTARD)	 217 HDG (LIGHT ORANGE)	 207 HDG (DIVINE YELLOW)	 251 HDG (BRIGHT GREEN)	 364 HDG (EMERALD)
4					
	 173 HDG (BARBIE PINK)	 204 HDG (RED DYNASTY)	 201 HDG (MAROON)	 291 HDG (ELECTRIC BLUE)	 401 HDG (BLACK)

VRB

The finest expression of nature was laid on a paper to produce one of the most premium laminates. VRB texture borrowed from the heart of nature, offers the essence of real wood veneer. It provides the appearance of dry matt finish which is a strong fashion direction for surface finishes.

VRB Laminates

Sizes: 1220 x 2440 mm (4 x 8 ft)

Thickness: 1.0 mm

Recommended Applications: Wardrobe, Wall paneling, Premium furniture & fixtures for residential and commercial spaces.



A



5345 VRB
(NOCE ELEGANTE)

B



5377 VRB
(DANDY WOOD TAUPE)

A



5409 VRB
(ALASKAN)

B



9610 VRB
(PURE ASH)

C



5426 VRB
(LIMEWASHED ASH)

D



9605 VRB
(LIVID TEAK)

E

1

2

3



9618 VRB
(KOSHER WENGE)



9603 VRB
(APPEASE ELM)



9624 VRB
(WALNUT DELICACY)



9611 VRB
(INNATE ASH)



9602 VRB
(URBANE ELM)



9609 VRB
(TEAK EBON)

VRB

EXCLUSIVELY AVAILABLE WITH GREENLAM

A



9608 VRB
(VINTAGE TEAK)

B



9620 VRB
(IMMERSED WENGE)

C



9623 VRB
(WALNUT SUPREME)

D



9604 VRB
(NATTY ELM)

A



5428 VRB
(TRUSTED OAK)

B



9601 VRB
(ELM GLOW)

C



5348 VRB
(SHERWOOD OAK)

1

1

2

2



9607 VRB
(BUOYANT TEAK)



9622 VRB
(PRIME WALNUT)



9606 VRB
(XYLOID TEAK)



9614 VRB
(SPIRITED OAK)



5427 VRB
(REFRESH OAK)

M L

SYNCHRO

Greenlam Synchro laminates are specially designed with registered embossing technology which synchronizes plate texture with paper pattern and brings in a dramatic level of realism to laminates that are a true reflection of real wood.



A



5354 SY2
(LEONASH)

B



5351 SY1
(CARDIFF ELM)



5352 SY1
(ROVIGO ELM)

A



5353 SY1
(ROSENHEIM ELM)



5355 SY2
(VALENCIAASH)

B



5356 SY2
(TOLEDOASH)

SUPER GLOSS





































Is a superior gloss laminate crafted with technology letting you beautify your interiors as your imagination, be it shutters, shelves or cabinets, these appealing laminates will adorn every space to make your interiors stunning.




Designed to sustain its sturdiness by being resistant to Scratch and Abrasion thus nourishing its beauty for long.


















SUPER GLOSS

EXCLUSIVELY AVAILABLE WITH GREENLAM

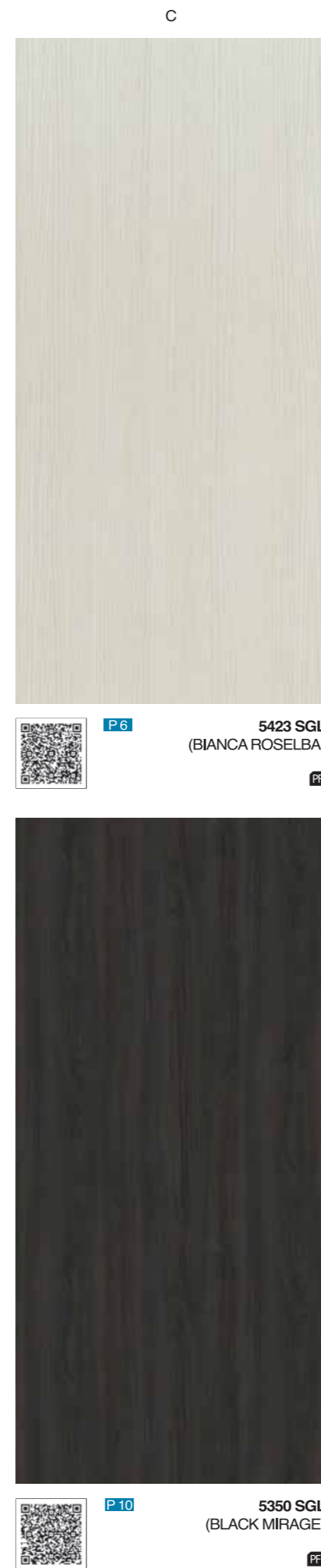

	A	B	C
1			
	 P.6 107 SGL (WOOL) 	 P.6 124 SGL (MYSORE IVORY) 	 P.6 148 SGL (TIDAL SAND) 
2			
	 P.6 101 SGL (WHITE) 	 P.6 362 SGL (NIAGARA) 	 P.6 300 SGL (ROBIN BLUE) 
3			
	 P.6 229 SGL (YELLOW) 	 P.6 257 SGL (OLIVE) 	 P.6 361 SGL (GOLF GREEN) 
4			
	 P.6 217 SGL (LIGHT ORANGE) 	 P.6 203 SGL (RED) 	 P.6 458 SGL (NOIR CURRENT) 

	D
	
	 P.6 401 SGL (BLACK) 

	A	B	C
1			
	 P.10 5583 SGL (VISCONTI) 	 P.10 5584 SGL (ATHENA) 	 P.6 5616 SGL (URBAN CONCRETE) 
2			
	 P.6 5575 SGL (BLACK MARMOR) 	 P.6 5574 SGL (STATUARIO) 	

























SUPER GLOSS


EXCLUSIVELY AVAILABLE WITH GREENLAM













SUPER GLOSS

EXCLUSIVELY AVAILABLE WITH GREENLAM

	A	B	C
1			
	 P6 107 SGL (WOOL)	 P6 124 SGL (MYSORE IVORY)	 P6 148 SGL (TIDAL SAND)
2			
	 P6 101 SGL (WHITE)	 P6 362 SGL (NIAGARA)	 P6 300 SGL (ROBIN BLUE)
3			
	 P6 229 SGL (YELLOW)	 P6 257 SGL (OLIVE)	 P6 361 SGL (GOLF GREEN)
4			
	 P6 217 SGL (LIGHT ORANGE)	 P6 203 SGL (RED)	 P6 458 SGL (NOIR CURRENT)

	D
	
	 P6 401 SGL (BLACK)

	A	B	D
1			
	 P10 5583 SGL (VISCONTI)	 P10 5584 SGL (ATHENA)	 P6 5616 SGL (URBAN CONCRETE)
2			
	 P6 5575 SGL (BLACK MARMOR)	 P6 5574 SGL (STATUARIO)	

SUPER GLOSS

EXCLUSIVELY AVAILABLE WITH GREENLAM



P10

934 SGL
(SILVER ROVERE)



P6

5079 SGL
(LUCENT ELM)



P6

5423 SGL
(BIANCA ROSELBA)



P6

5418 SGL
(BASQUE HEARTWOOD)



P10

5350 SGL
(BLACK MIRAGE)



5076 SGL
(PRIMEVAL OAK)




5080 SGL
(PURE ELM)



5425 SGL
(TOASTED WALNUT)



5077 SGL
(NEOTERIC OAK)



5335 SGL
(BANDUNG TEAK)



5334 SGL
(CANYON WALNUT)



P6

5081 SGL
(SNUFF ELM)



P6

5043 SGL
(SCARLET SYCAMORE)



P6

5343 SGL
(LIRO SAP)



P6

5078 SGL
(ESOTERIC OAK)

WOODS

The beauty of well defined woodgrains will never go out of style. From quiet minimalism to bold masculinity, the secret of our ultra-realistic wood laminates lies in the precise colour tones and three-dimensional surface designs. Backed by our experience and knowledge in wood veneers, we are able to achieve the unique wood patterns that give our laminates their distinct wood lines, swirls, knots and cathedrals.



WOODS

EXCLUSIVELY AVAILABLE WITH GREENLAM

A



1

2



P-17

5384 ARA
(LIDO PINE)



B



P-4

5384 SUD
(LIDO PINE)



P-11

5416 SAN
(GLACIER)



A



1



P-4

5371 SUD
(CABANA WOOD)



2



5319 SUD
(METROPOLIS STONE)



P-11

5319 RAF
(METROPOLIS STONE)



C



P-17

5371 ARA
(CABANA WOOD)



WOODS

EXCLUSIVELY AVAILABLE WITH GREENLAM

A



P15

5372 TRC
(GREY MAGIC)



B



P4

5372 SUD
(GREY MAGIC)



P11

5332 SAN
(ITALIAN BEECH)



5519 SUD
(GRIGIO HORIZONTE)



A



P4

5377 SUD
(DANDY WOOD TAUPE)



5431 SUD
(SWEET ALMOND)



B



5053 SUD
(FRESH PRUNE)



WOODS

EXCLUSIVELY AVAILABLE WITH GREENLAM

A



P4

5345 SUD
(NOCE ELEGANTE)



B



5423 SUD
(BIANCA ROSELBA)



A



P11

5301 HSC
(EUCALYPTUS GLOW)



B



5328 SUD
(BISCOTTI)



5304 SUD
(CLEAR SPLENDOR)



C



5518 SUD
(BIANCO HORIZONTE)



1

2

WOODS

EXCLUSIVELY AVAILABLE WITH GREENLAM

	A	B	C	D
1				
		 P-11 682 OLM (HILAND PINE)	 5031 SUD (CLASSIC CREAM)	 5007 SUD (WHITE LARCH)
2				
		 P-11 5401 SAN (ARGENT ELM)	 682 SUD (HILAND PINE)	 750 SUD (WHITE BEECH)
3				
	 P-11 5339 RAF (BRISTLECONE PINE)	 5339 SUD (BRISTLECONE PINE)	 5026 SUD (SULPHUR SPRING)	 688 SUD (CROSSFIRE WHITE)

	A	B	C	D	E	F
1						
		 5528 SUD (SABAH TEAK)	 683 SUD (GOLDEN MAPLE)	 5006 SUD (THANSAU MAPLE)		
2						
		 770 SUD (DOUGLAS FUR)	 685 SUD (SWISS PEAR)	 631 SUD (NATURAL PINE)	 5005 SUD (BAVERIAN BEECH LIGHT)	
3						
	 702 SUD (CHERRY)	 718 SUD (SILVER MAPLE)	 744 SUD (WHITE ANTIQUE)			
4						
	 5527 SUD (WHITE TEAK)	 P-11 5527 PTR (WHITE TEAK)	 774 SUD (MUNICH ACACIA)			 5310 SUD (WHITE ASH)

WOODS

EXCLUSIVELY AVAILABLE WITH GREENLAM

A



5381 TRC (CHELSEA CHESTNUT NATURAL) P15

B



5381 SUD (CHELSEA CHESTNUT NATURAL) P4



5524 SUD (SAMARA OAK) P11



5524 PTR (SAMARA OAK) P11

A



5082 SUD (LOUISIANA OAK) P4



5307 SUD (RUPTURED OAK) P4

B



5346 SUD (ECLIPSE ASH) P4



5079 SUD (LUCENT ELM) P17

C



5346 ARA (ECLIPSE ASH) P17

1

2

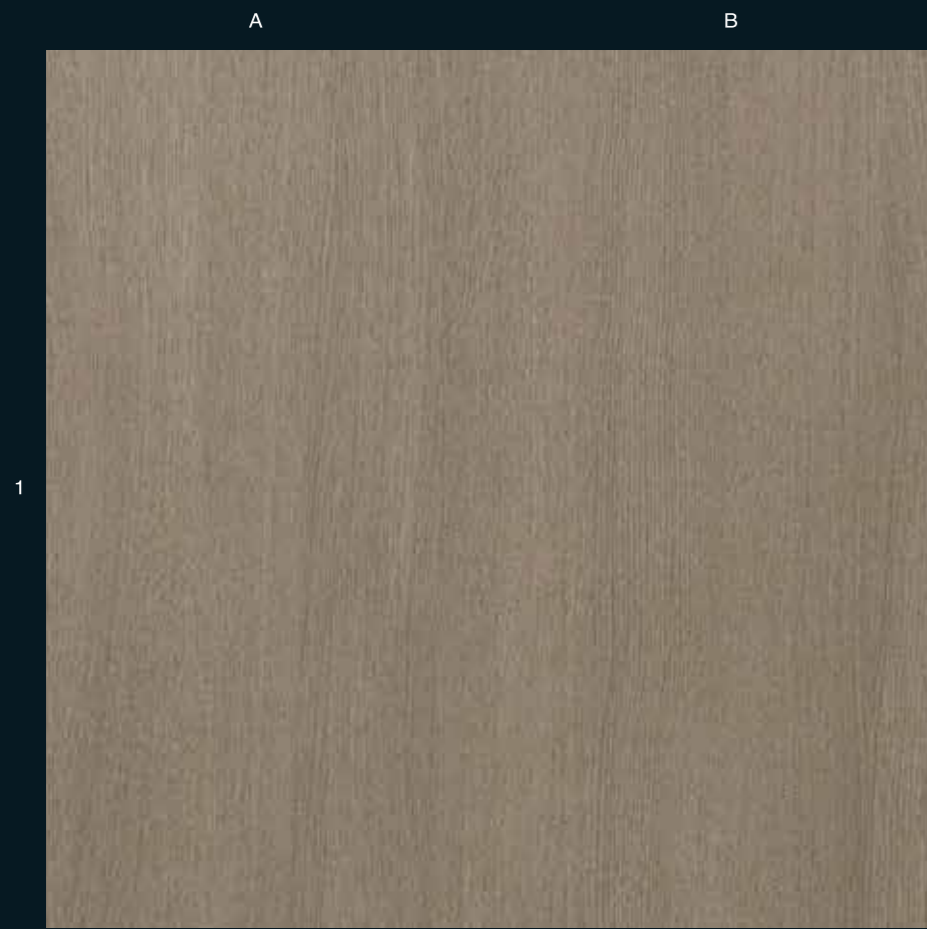
3

1

2

WOODS

EXCLUSIVELY AVAILABLE WITH GREENLAM



P11

5433 SAN
(IDEAL OAK)



5316 SUD
(OAK RADIANCE)



5308 SUD
(RIFT OAK)



5003 SUD
(PHILLIPINE TEAK)



5425 SUD
(TOASTED WALNUT)



5324 SUD
(COASTAL DRIFT)



5348 SUD
(SHERWOOD OAK)



738 SUD
(OAK)



5430 SUD
(HONEY ASH)



5313 CTR
(BANANA WOOD)



5311 SUD
(CALIFORNIA ASH)



5324 SUD
(COASTAL DRIFT)



5324 SUD
(COASTAL DRIFT)



P4

WOODS

EXCLUSIVELY AVAILABLE WITH GREENLAM

A



B



C



A



B




C

1



5076 SUD
(PRIMEVAL OAK)



776 SUD
(JAVA TEAK)



5039 SUD
(PLUSH ANEGRE)



1



P.13

5333 ARA
(NORDIC WALNUT)



2



P.11

5302 HSC
(PURE EUCALYPTUS)



5080 SUD
(PURE ELM)



2



5333 SUD
(NORDIC WALNUT)



P.4

5347 SUD
(BLONDE WOOD)



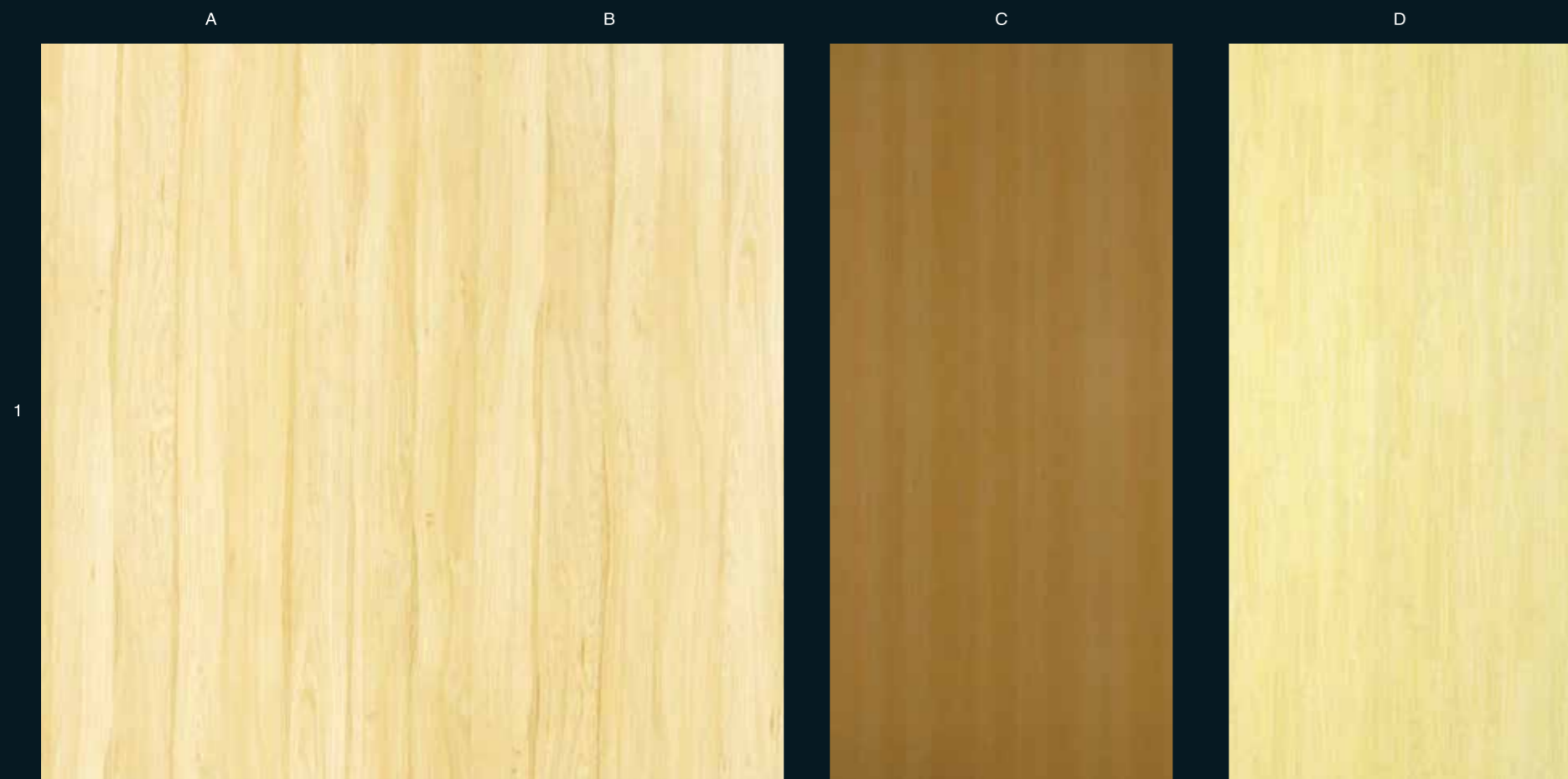
P.15

5347 SAN
(BLONDE WOOD)




WOODS

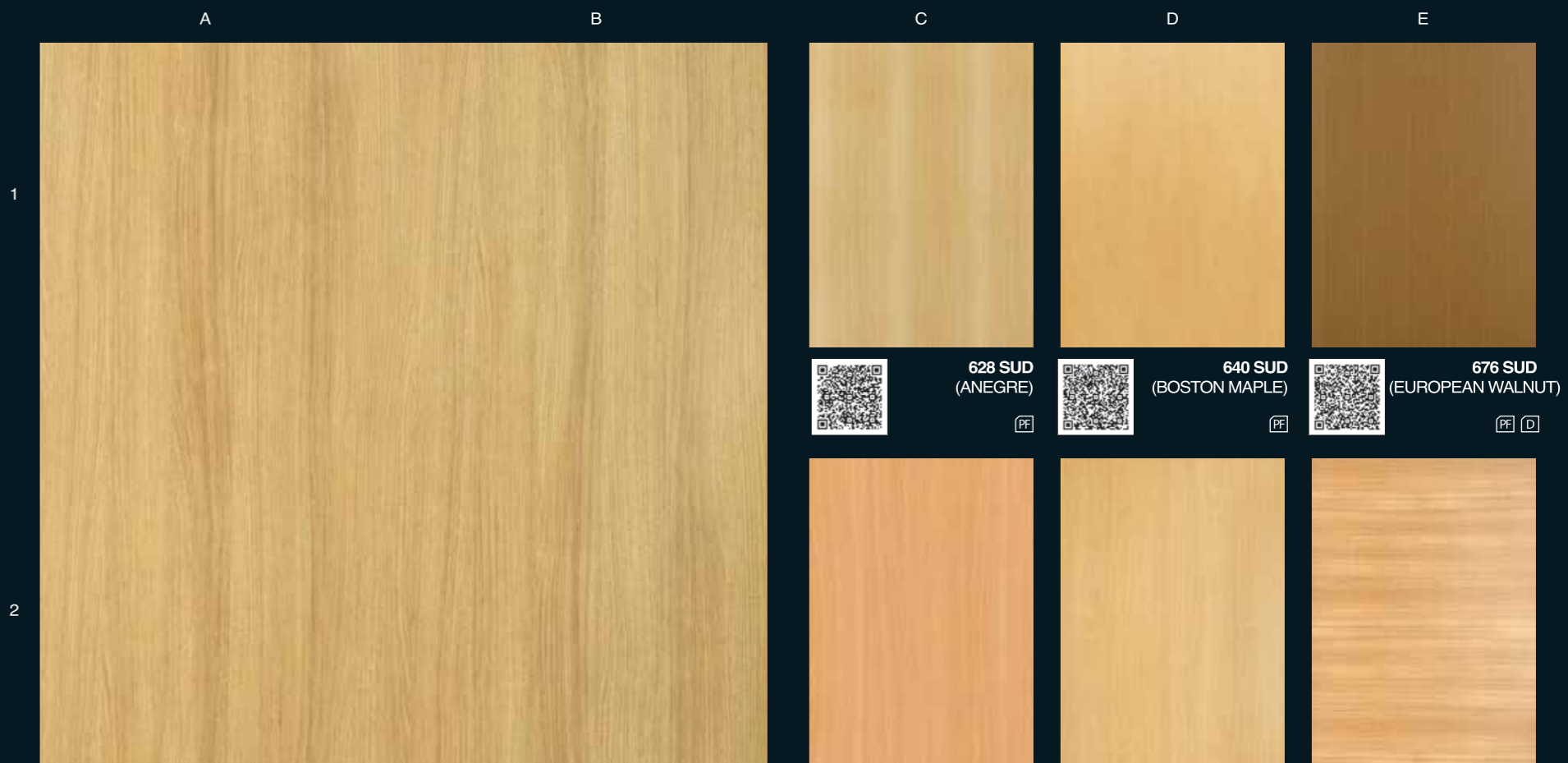
EXCLUSIVELY AVAILABLE WITH GREENLAM



1
5076 OLM (PRIMEVAL OAK) **614 SUD** (PRECIOUS BEECH) **710 SUD** (RUBBER WOOD)



2
728 SUD (EUROPEAN WHITE ELM) **701 SUD** (RISING BEECH) **727 SUD** (FIGURED SYCAMORE) **712 SUD** (CRYSTAL MAPLE)



3
777 SUD (SUMATRA TEAK) **628 SUD** (ANEGRE) **640 SUD** (BOSTON MAPLE) **676 SUD** (EUROPEAN WALNUT) **633 SUD** (SUNSET BEECH) **695 SUD** (BAVERIAN BEECH) **5529 SUD** (PENINSULAR TEAK)



719 SUD (MANGFALL BEECH) **684 SUD** (CROSSFIRE) **5049 SUD** (RED OAK)

WOODS

EXCLUSIVELY AVAILABLE WITH GREENLAM

A



P15

5375 TRC
(SATURNO WALNUT)



B



P4

5375 SUD
(SATURNO WALNUT)



C



743 SUD
(GOLDEN ANTIQUE)



711 SUD
(SIAM TEAK)



A



732 SUD
(ZEBRANO)



B



5016 SUD
(TRUE WENGE)



5520 SUD
(HAMPSHIRE OAK)



C



627 SUD
(THAI TEAK)



690 SUD
(BURMA TEAK)

















606 SUD
(NAYANA TEAK)






























WOODS

EXCLUSIVELY AVAILABLE WITH GREENLAM

	A	B	C	D
1				
	 787 SUD (CASTLE PLANK) 	 786 SUD (COMET PLANK) 	 5081 SUD (SNUFF ELM)  	 5334 SUD (CANYON WALNUT) 

3		
	 5523 SUD (HORIZONTAL SANTOS)  	
4		
	 5523 PTR (HORIZONTAL SANTOS)  	 5334 OLM (CANYON WALNUT) 

	A	B	C	D
1				
	 5337 SUD (MALAY TEAK) 	 5335 SUD (BANDUNG TEAK) 	  5314 CTR (URBANE BANANA) 	
2				
	 5029 SUD (CINDER) 	 5054 SUD (ORNATE PRUNE) 	 5018 SUD (BROOKS WALNUT)     	 608 SUD (AMERICAN WALNUT)  

WOODS

EXCLUSIVELY AVAILABLE WITH GREENLAM




693 SUD
(VANCOUVER MAPLE)



749 SUD
(SAPELE)




605 SUD
(MAHOGANY)



670 SUD
(HORSE CHESTNUT)



5043 SUD
(SCARLET SYCAMORE)



5530 SUD
(ARIZONA OAK)



745 HSC
(JAVA ANTIQUE)


P 11



745 SUD
(JAVA ANTIQUE)



681 SUD
(CHERRY SETA)



652 SUD
(WILD CHERRY)



WOODS

EXCLUSIVELY AVAILABLE WITH GREENLAM

A

B



778 SUD
(JAKARTA TEAK)



5336 SUD
(ARCADIAN OAK)

C



2



5418 SUD
(BASQUE HEARTWOOD)



5338 SUD
(STEAMED BOUCHLE)



P.11

5338 SAN
(STEAMED BOUCHLE)

A

B



P.4

5374 SUD
(COTTAGE OAK)

2

3



5341 SUD
(YOSEMITE)



5326 SUD
(BUEN WALNUT)



5517 SUD
(LYON WALNUT)

WOODS

EXCLUSIVELY AVAILABLE WITH GREENLAM

A



1

2



P.17

5349 ARA
(AUSTIN WALNUT)



B



P.4

5349 SUD
(AUSTIN WALNUT)



5077 SUD
(NEOTERIC OAK)



A




1



P.4

5382 SUD
(CHELSEA CHESTNUT BROWN)



2



5034 SUD
(GLACED WALNUT BARK)



5004 SUD
(LORRAINE WALNUT)



5004 SUD
(LORRAINE WALNUT)

C



P.15

5382 TRC
(CHELSEA CHESTNUT BROWN)



WOODS



1
 P11
5055 HSC
 (CAFÉ PRUNE)

 **5055 SUD**
 (CAFÉ PRUNE) PF

 **5050 SUD**
 (UMBER OAK) PF D



2
 **788 SUD**
 (REAL EBONY) PF

 **5522 SUD**
 (HORIZONTAL EBONY) PF D H



1
 P13
5343 ARA
 (LIRO SAP) PF

 P11 **5303 HSC**
 (SCORCHED EUCALYPTUS) PF

 **5315 SUD**
 (BANANA MIST) PF










2
 P13 **5343 ARA**
 (LIRO SAP) PF

 **5343 SUD**
 (LIRO SAP) PF

WOODS

A	B	C	D
			
1			
			
5035 SUD (GREY COCO) 	5083 SUD (SOUTHERN OAK) 	5329 SUD (CREST OAK) 	766 SUD (RICH WALNUT)  
2			
			
			
5078 SUD (ESOTERIC OAK) 	791 SUD (MILWAKEE WALNUT)  	5309 CTR (OAK FISSURE)  	


A	B
	
1	
	
5379 SUD (MANOR)  	5318 SUD (RUSTIC OAK) 

WOODS



P.4

5376 SUD
(TEXAS RODEO)



731 SUD
(WENGE)



P.11

5329 OLM
(CREST OAK)



P.11

5056 HSC
(VOGUSH PRUNE)



5056 SUD
(VOGUSH PRUNE)



P.11

5325 SUD
(RAKU DRIFT)



5344 SUD
(TURQUOISE TEAK)



5312 SUD
(CURD ASH)



WOODS

A



P15

5383 TRC
(CHELSEA CHESTNUT ANTHRACITE)



B



P4

5383 SUD
(CHELSEA CHESTNUT ANTHRACITE)




5331 SUD
(MIDNIGHT ACACIA)



A



5330 SUD
(SMOKED MAHOGANY)



5036 SUD
(COCA ICING)



B



P4

5378 SUD
(DANDY WOOD ANTHRACITE)



WOODS

A



782 SUD
(MAKASSAR WOOD)



B



5350 SUD
(BLACK MIRAGE)



A



5380 TRC
(BLACK FOREST)



B



5380 SUD
(BLACK FOREST)



1

WOODS

EXCLUSIVELY AVAILABLE WITH GREENLAM

A

B



P.4

5373 SUD
(ASPEN OAK)



P.17

5373 ARA
(ASPEN OAK)



5422 SUD
(AVIGNON GREY)



A

B



5074 SUD
(ZEBRAIPES)



5340 SUD
(EBON PINE)



P.11

5340 RAF
(EBON PINE)

WOODS

EXCLUSIVELY AVAILABLE WITH GREENLAM

A



793 SUD
(ANTIQUE OAK)



B



5420 SUD
(AUTUMN ELM)



A



5327 SUD
(CHIARO)



B



5342 SUD
(BARK OF THE WILLOW TREE)



1

2



P-11

5432 SAN
(CONSTRUCT OAK)

P A T T E R N S

With a wide array of patterns and textures, our laminates have been designed for every possibility. This ranges from naturally occurring stones like marble and granite to man-made materials like textiles and concrete. With our advanced printing technology, we are able to capture the finest details of the materials, resulting in ultra-realistic surfaces that are almost indistinguishable from the original.



STONE

EXCLUSIVELY AVAILABLE WITH GREENLAM

A



P15

5583 STN
(VISCONTI)



B



P4

(VISCONTI)



1

2



P11

5573 STN
(TANNED MARQUINA)



P11

5571 STN
(CRÈME MARQUINA)



A



P4

5579 SUD
(SANDSTONE BEIGE)



B



P15

5579 STN
(SANDSTONE BEIGE)



STONE

EXCLUSIVELY AVAILABLE WITH GREENLAM

A



1

2



P16

5580 STN
(SANDSTONE GREY)



B



P11

5616 STN
(URBAN CONCRETE)



P4

5580 SUD
(SANDSTONE GREY)



A



P11

5618 SRA
(ECUADOR WHITE)

B



P11

5605 SRA
(EUCLID GREY)

STONE

EXCLUSIVELY AVAILABLE WITH GREENLAM

A



P.4

5581 SUD
(TORINO PEARL)



B



P.15

5581 STN
(TORINO PEARL)



A



P.4

5582 SUD
(TORINO GREY)



B



2



P.11

5572 STN
(GREY MARQUINA)























P.15












5582 STN
(TORINO GREY)



METAL

EXCLUSIVELY AVAILABLE WITH GREENLAM

A	B	C	D
			
1	1	1	1
			
9001 ZRL (SILVER FOIL)	9009 ZRL (STEEL FOIL)	9003 ZRL (BRONZE FOIL)	938 SUD (ARMOUR TAUPE)
2	2	2	2
			
			
9002 ZRL (GOLD FOIL)	9006 ZRL (COPPER FOIL)	9003 ZRL (BRONZE FOIL)	939 SGL (ARMOUR ANTHRACITE)
3	3	3	3
			
			
939 SUD (ARMOUR ANTHRACITE)	938 SGL (ARMOUR TAUPE)		

A	B
	
1	1
	
937 SUD (CHICAGO STEEL)	937 SGL (CHICAGO STEEL)
2	2
	
	
	5856 STN (STEELOXID)
3	3
	
	
	5854 STN (COPPER TAINT)
4	4
	
	
937 SUD (CHICAGO STEEL)	935 SGL (COPPERWORKS)

TEXTILE

EXCLUSIVELY AVAILABLE WITH GREENLAM

	A	B
1		
	5566 SUD (CLEAR MESH) P D M L XL C	503 SUD (MOD TWINE) P
2		
	503 TXM (MOD TWINE) P4	504 SUD (EARTHY ELITE) P
3		
	504 TXM (EARTHY ELITE) P4	5570 SUD (BRONZE MESH) P D M
4		
	5569 SUD (EARTHEN MESH) P D M	5570 SUD (BRONZE MESH) P D M

	A	B
1		
	5601 TXM (WOVEN ASH GREY) P8	505 SUD (LIVID ECSTASY) P
2		
	5567 SUD (GREY MESH) P D M	505 SUD (LIVID ECSTASY) P
3		
	5568 SUD (SMOKY MESH) P D L XL C	505 TXM (LIVID ECSTASY) P4
4		
	5568 SUD (SMOKY MESH) P D L XL C	5602 TXM (WOVEN ANTHRACITE) P8

PEARLESCENT

EXCLUSIVELY AVAILABLE WITH GREENLAM

	A	B
1		
	P10 933 SPK (GLIMMER)	P4 936 SUD (PEARLESCENT GREY)
2		
	P10 933 SGL (GLIMMER)	P4 923 SUD (META SILVER)
3		
	P10 932 SGL (GLITTER)	
4		
	P10 932 SPK (GLITTER)	
		P4 928 SUD (METALINE)

	A	B
1		
	P10 930 SPK (GLISTEN)	P4 946 SUD (SHELL)
2		
	P10 930 SGL (GLISTEN)	P4 948 SUD (BLACK SEA PEARL)
3		
	P4 929 SUD (METALINE GREY)	P10 931 SPK (SHIMMER)
4		
	P4 931 SGL (SHIMMER)	P10 931 SGL (SHIMMER)

COLOURS

Greenlam offers an entire spectrum of colours that ranges from pretty pastels to electric hues. These laminates are made from especially selected European decorative paper to ensure superior prints and colour consistency.





EXCLUSIVELY AVAILABLE WITH GREENLAM

COLOURS

	A	B	C	D	E
1					
			 101 SUD (WHITE) PF D L	 107 TST (WOOL) P 11	 103 SUD (SNOW WHITE) PF
2					
	 108 EMI (ABSOLUTE WHITE) P 11	 111 SUD (DESIGNER WHITE) PF M L XL C	 107 SUD (WOOL) P 11	 107 ASH (WOOL) P 11	 108 SUD (ABSOLUTE WHITE) PF M
3					
	 107 OLM (WOOL) P 11	 107 OLM (WOOL) P 11	 107 STC (WOOL) P 11	 107 STC (WOOL) P 11	 107 STC (WOOL) P 11

COLOURS

EXCLUSIVELY AVAILABLE WITH GREENLAM

	A	B	C	D	E
1					
	 ● 271 SUD (LIGHT GREY) PF L XL C	 ● 270 SUD (SILVER GREY) PF D L	 262 SUD (GREY) PF L	 P-11 261 STC (DARK GREY) PF	 ● 261 SUD (DARK GREY) PF D L XL C
2					
	 267 SUD (BLUISH GREY) PF	 268 SUD (DUST) PF L XL C	 272 SUD (CLOUD) PF	 P-11 261 STC (DARK GREY) PF	 ● 261 SUD (DARK GREY) PF D L XL C
3					
	 273 SUD (SKY GREY) PF	 266 SUD (ASH GREY) PF L	 269 SUD (SMOG) PF	 P-11 261 TST (DARK GREY) PF	 ● 261 SUD (DARK GREY) PF D L XL C
4					
	 277 SUD (CHARCOAL) PF L	 P-11 261 TST (DARK GREY) PF	 277 SUD (CHARCOAL) PF L	 P-11 261 TST (DARK GREY) PF	 ● 261 SUD (DARK GREY) PF D L XL C

	A	B
1		
	 ● 401 SUD (BLACK) PF M L XL C	 401 SUD (BLACK) PF M L XL C
2		
	 P-11 401 ASH (BLACK) PF	 P-11 401 TST (BLACK) PF
3		
	 P-11 401 OLM (BLACK) PF	 P-11 401 OLM (BLACK) PF
4		
	 P-11 401 EMI (BLACK) PF	 P-11 401 TRC (BLACK) PF

COLOURS



















EXCLUSIVELY AVAILABLE WITH GREENLAM

	A	B	C	D
1				
	294 SUD (STORM) <small>PF</small>	295 SUD (AZUR) <small>PF</small>	282 SUD (LIGHT BLUE) <small>PF</small>	
2				
	284 SUD (OZONE) <small>PF L XL C</small>	303 SUD (ZEPHYR BLUE) <small>PF</small>	283 SUD (SKY BLUE) <small>PF</small>	
3				
	285 SUD (LILAC) <small>PF</small>	280 SUD (BLUE) <small>PF L</small>	300 SUD (ROBIN BLUE) <small>PF</small>	
4				
	454 SUD (PURPLE) <small>PF</small>	291 SUD (ELECTRIC BLUE) <small>PF D L XL C</small>	304 SUD (BLUE BELL) <small>PF L</small>	
				281 SUD (NAVY BLUE) <small>PF L C</small>

	A	B	C	D
1				
		248 SUD (LEAF GREEN) <small>PF</small>	463 SUD (PACIFIC) <small>PF</small>	463 TST (PACIFIC) <small>P11</small>
2				
		243 STC (SEA GREEN) <small>PF</small>	362 SUD (NIAGARA) <small>PF</small>	260 SUD (AQUA GREEN) <small>PF</small>
3				
		296 SUD (FOG) <small>PF</small>	243 SUD (SEA GREEN) <small>PF</small>	241 SUD (KIWI GREEN) <small>PF</small>
4				
		364 SUD (EMERALD) <small>PF</small>	297 SUD (BLUE GALAXY) <small>PF L XL C</small>	245 SUD (DARK GREEN) <small>PF</small>
				286 SUD (LAGOON) <small>PF</small>

COLOURS

EXCLUSIVELY AVAILABLE WITH GREENLAM

	A	B	C	D
1	  251 SUD (BRIGHT GREEN) PF XL C	  230 SUD (CREAM YELLOW) PF XL C	  229 SUD (YELLOW) PF L XL C	  207 SUD (DIVINE YELLOW) PF L XL C
2		  247 SUD (DUTCH GREEN) PF L XL C	  257 SUD (OLIVE) PF L XL C	  208 SUD (MANGO) PF
3		  259 SUD (LIME) PF L XL C	  246 SUD (PISTA) PF	

	A	B	C	D	
1	  217 SUD (LIGHT ORANGE) PF L XL C	  144 SUD (BROWN) PF	  145 SUD (DOESKIN) PF	  146 SUD (OATMEAL) PF	
2	  213 SUD (ORANGE) PF	  147 SUD (CAFE) PF	  181 SUD (CHOCOLATE) PF L		
3	  361 SUD (GOLF GREEN) PF				  137 SUD (MUSTARD) PF

COLOURS

EXCLUSIVELY AVAILABLE WITH GREENLAM

	A	B	C	D
1				
2				
3				

	A	B	C	D	E
1					
2					
3					

COLOURS

EXCLUSIVELY AVAILABLE WITH GREENLAM

	A	B	C	D	E
1					
	168 SUD (PINK)		172 SUD (LIGHT PINK)	169 SUD (ROSE PINK)	173 SUD (BARBIE PINK)
2					
	171 SUD (ALMOND PINK)		205 SUD (BRICK)	165 SUD (LIGHT RED)	204 SUD (RED DYNASTY)
3					
	171 SUD (ALMOND PINK)	138 SUD (TERRACOTTA)	203 SUD (RED)		

	A	B
1		
	451 SUD (LAVENDER)	452 SUD (PLUM)
2		
	161 SUD (HOT PINK)	452 STC (PLUM)
3		
	219 SUD (DULL PINK)	458 SUD (NOIR CURRENT)
4		
	201 SUD (MAROON)	458 SUD (NOIR CURRENT)

INDEX

D.Number	Finish	Design Name	Page	Row	Column	PF	D	M	L	XL	C	Edgeband (Rehau)
101	SGL	White	39	2	A	PF	-	-	L	-	-	75729
101	SUD	White	102	1	C	PF	D	-	L	-	-	75729
101	HDG	White	26	1	C	PF	-	-	-	-	-	75729
103	SUD	Snow White	102	1	E	PF	-	-	-	-	-	75648
107	ASH	Wool	102	2	D	-	-	-	-	-	-	110207
107	SGL	Wool	39	1	A	PF	-	-	L	-	-	110207
107	TST	Wool	102	1	D	-	-	-	-	-	-	110207
107	SUD	Wool	102	2	C	PF	D	-	L	-	-	110207
107	HDG	Wool	26	1	A	PF	-	-	-	-	-	110207
107	OLM	Wool	102	3	A	-	-	-	-	-	-	110207
107	STC	Wool	102	3	C	PF	-	-	-	-	-	110207
107	SAT	Wool	11	2	A	-	-	-	-	-	-	110207
108	EMI	Absolute White	102	1	A	-	-	-	-	-	-	75729
108	SUD	Absolute White	102	2	E	PF	-	-	-	-	-	75729
111	SUD	Designer White	102	1	B	PF	-	M	L	XL	C	110223
111	SAT	Designer White	11	1	A	-	-	-	-	-	-	110223
121	SUD	Ivory	110	2	C	PF	-	-	L	XL	C	75713
124	SGL	Mysore Ivory	39	1	B	PF	-	-	-	-	-	110176
124	TST	Mysore Ivory	110	1	D	-	-	-	-	-	-	110176
124	SUD	Mysore Ivory	110	1	C	PF	D	-	L	XL	C	110176
124	HDG	Mysore Ivory	26	1	B	PF	-	-	-	-	-	110176
124	SAT	Mysore Ivory	11	3	A	-	-	-	-	-	-	110176
125	SUD	Sand	110	2	B	PF	-	-	-	-	-	112051
132	EMI	Cyclone	110	1	A	-	-	-	-	-	-	110112
132	SUD	Cyclone	110	2	A	PF	D	-	L	-	-	110112
132	SAT	Cyclone	11	4	A	-	-	-	-	-	-	110112
133	SUD	Moon Stone	110	1	B	PF	D	-	L	XL	C	75716
134	NLT	Mud Ash	109	1	A	-	-	-	-	-	-	112052
134	SUD	Mud Ash	109	2	B	PF	-	-	-	XL	C	112052
136	SUD	Mushroom	109	1	B	PF	-	-	-	-	-	112126
137	SUD	Mustard	108	3	D	PF	-	-	-	-	-	112127
137	HDG	Mustard	26	3	A	PF	-	-	-	-	-	112127
137	SAT	Mustard	12	3	D	-	-	-	-	-	-	112127
138	SUD	Terracotta	111	3	B	PF	-	-	-	-	-	112128
138	HDG	Terracotta	26	2	E	PF	-	-	-	-	-	112128
138	SAT	Terracotta	12	3	C	-	-	-	-	-	-	112128
141	TST	Beige	109	2	D	-	-	-	-	-	-	112079
141	SUD	Beige	109	2	C	PF	D	-	L	XL	C	112079
141	HDG	Beige	26	2	A	PF	-	-	-	-	-	112079
144	SUD	Brown	108	1	B	PF	-	-	-	-	-	112053
145	SUD	Doeskin	108	1	C	PF	-	-	-	-	-	112054
146	SUD	Oatmeal	108	1	D	PF	-	-	-	-	-	75635
146	HDG	Oatmeal	26	2	B	PF	-	-	-	-	-	75635
146	SAT	Oatmeal	12	3	A	-	-	-	-	-	-	75635
147	SUD	Cafe	108	2	B	PF	-	-	-	-	-	75752
148	NLT	Tidal Sand	109	1	C	-	-	-	-	-	-	75649
148	SGL	Tidal Sand	39	1	C	PF	-	-	-	-	-	75649
148	SUD	Tidal Sand	109	1	D	PF	-	-	-	-	-	75649
152	NLT	Almond	110	1	E	-	-	-	-	-	-	110163
152	SUD	Almond	110	3	D	PF	D	-	-	-	-	110163
161	SUD	Hot Pink	112	2	A	PF	-	-	L	XL	C	112056
163	SUD	Bay	109	3	D	PF	-	-	L	XL	C	112083
165	SUD	Light Red	111	2	D	PF	-	-	-	-	-	110146
168	SUD	Pink	111	1	A	PF	-	-	-	-	-	110172
169	SUD	Rose Pink	111	1	D	PF	-	-	-	-	-	112057
171	SUD	Almond Pink	111	3	A	PF	-	-	-	-	-	110205
172	SUD	Light Pink	111	1	C	PF	-	-	-	-	-	112058
173	SUD	Barbie Pink	111	1	E	PF	-	-	L	XL	C	75600
173	HDG	Barbie Pink	26	4	A	PF	-	-	-	-	-	75600
173	SAT	Barbie Pink	12	1	C	-	-	-	-	-	-	75600
181	NLT	Chocolate	108	3	D	-	-	-	-	-	-	75738
181	SUD	Chocolate	108	2	C	PF	-	-	L	-	-	75738
181	HDG	Chocolate	26	2	C	PF	-	-	-	-	-	75738
181	SAT	Chocolate	12	3	B	-	-	-	-	-	-	75738
201	SUD	Maroon	112	4	A	PF	-	-	L	XL	C	110131
201	HDG	Maroon	26	4	C	PF	-	-	-	-	-	110131
203	SGL	Red	39	4	B	PF	-	-	-	-	-	75636
203	SUD	Red	111	3	C	PF	-	-	-	-	-	75636
203	SAT	Red	12	4	C	-	-	-	-	-	-	75636
204	SUD	Red Dynasty	111	2	E	PF	D	-	L	XL	C	75717
204	HDG	Red Dynasty	26	4	B	PF	-	-	-	-	-	75717
205	SUD	Brick	111	2	C	PF	-	-	-	-	-	110210

D.Number	Finish	Design Name	Page	Row	Column	PF	D	M	L	XL	C	Edgeband (Rehau)
205	SAT	Brick	12	2	C	-	-	-	-	-	-	110210
207	SUD	Divine Yellow	107	1	D	PF	-	-	L	XL	C	112059
207	HDG	Divine Yellow	26	3	C	PF	-	-	-	-	-	112059
208	SUD	Mango	107	2	D	PF	-	-	-	-	-	112060
213	SUD	Orange	108	2	A	PF	-	-	-	-	-	75744
217	SGL	Light Orange	39	4	A	PF	-	-	L	-	-	110101
217	SUD	Light Orange	108	1	A	PF	-	-	L	XL	C	110101
217	HDG	Light Orange	26	3	B	PF	-	-	-	-	-	110101
217	SAT	Light Orange	12	2	D	-	-	-	-	-	-	110101
219	SUD	Dull Pink	112	3	A	PF	-	-	-	-	-	112061
229	SGL	Yellow	39	3	A	PF	-	-	L	-	-	75739
229	SUD	Yellow	107	1	C	PF	-	-	L	XL	C	75739
229	SAT	Yellow	12	1	D	-	-	-	-	-	-	75739
230	SUD	Cream Yellow	107	1	B	PF	-	-	-	XL	C	75735
241	SUD	Kiwi Green	106	3	D	PF	-	-	-	-	-	110148
243	SUD	Sea Green	106	3	C	PF	-	-	-	-	-	112063
243	STC	Sea Green	106	1	A	PF	-	-	-	-	-	112063
245	SUD	Dark Green	106	4	C	PF	-	-	-	-	-	112081
245	SAT	Dark Green	12	4	E	-	-	-	-	-	-	112081
246	SUD	Pista	107	3	B	PF	-	-	-	-	-	110179
247	SUD	Dutch Green	107	2	B	PF	-	-	L	XL	C	112064
248	SUD	Leaf Green	106	1	B	PF	-	-	-	-	-	112065
248	SAT	Leaf Green	12	1	E	-	-	-	-	-	-	112065
250	SUD	Grass Green	106	2	D	PF	-	-	-	-	-	110118
250	SAT	Grass Green	12	2	E	-	-	-	-	-	-	110118
251	SUD	Bright Green	107	1	A	PF	-	-	-	XL	C	112009
251	HDG	Bright Green	26	3	D	PF	-	-	-	-	-	112009
257	SGL	Olive	39	3	B	PF	-	-	-	-	-	75650
257	SUD	Olive	107	2	C	PF	-	-	L	XL	C	75650
259	SUD	Lime	107	3	C	PF	-	-	L	XL	C	75742
260	SUD	Aqua Green	106	2	C	PF	-	-	-	-	-	112066
261	TST	Dark Grey	103	3	D	-	-	-	-	-	-	75745
261	SUD	Dark Grey	103	1	E	PF	D	-	L	XL	C	75745
261	HDG	Dark Grey	26	1	E	PF	-	-	-	-	-	75745
261	STC	Dark Grey	103	1	D	PF	-	-	-	-	-	75745
261	SAT	Dark Grey	11	2	C	-	-	-	-	-	-	75745
262	SUD	Grey	103	1	C	PF	-	-	L	-	-	75703
265	SUD	Grey Sand	110	3	A	PF	-	-	-	-	-	75703
266	SUD	Ash Grey	103	3	B	PF	-	-	L	-	-	75733
266	SAT	Ash Grey	11	3	B	-	-	-	-	-	-	75733
267	SUD	Bluish Grey	103	2	A	PF	-	-	-	-	-	V0296
268	SUD	Dust	103	2	B	PF	-	-	L	XL	C	75731
269	SUD	Smog	103	3	C	PF	-	-	-	-	-	110162
270	SUD	Silver Grey	103	1	B	PF	D	-	L	-	-	110174
270	HDG	Silver Grey	26	1	D	PF	-	-	-	-	-	110174
271	SUD	Light Grey	103	1	A	PF	-	-	L	XL	C	110220
271	SAT	Light Grey	11	1	B	-	-	-	-	-	-	110220
272	SUD	Cloud	103	2	C	PF	-	-	-	-	-	110103
272	SAT	Cloud	11	2	B	-	-	-	-	-	-	110103
273	SUD	Sky Grey	103	3	A	PF	-	-	-	-	-	112069
274	SUD	Pine Nut	109	3	A	PF	-	-	L	-	-	110161
274	SAT	Pine Nut	11	4	B	-	-	-	-	-	-	110161
275	SUD	Pearl Grey	110	3	B	PF	-	M	L	XL	C	112088
276	TST	Pebble	109	3	B	-	-	-	-	-	-	110242
276	SUD	Pebble	109	3	C	PF	-	-	-	-	-	110242
277	SUD	Charcoal	103	4	A	PF	-	-	L	-	-	112089
280	SUD	Blue	105	3	B	PF	-	-	L	-	-	75748
281	SUD	Navy Blue	105	3	D	PF	-	-	-	XL	C	110139
282	SUD	Light Blue	105	1	C	PF	-	-	-	-	-	62644
283	SUD	Sky Blue	105	2	C	PF	-	-	-	-	-	112070
284	SUD	Ozone	105	2	A	PF	-	-	L	XL	C	-
285	SUD	Lilac	105	3	A	PF	-	-	-	-	-	110100
286	SUD	Lagoon	106	4	D	PF	-	-	-	-	-	75708
291	SUD	Electric Blue	105	4	B	PF	D	-	L	XL	C	75639
291	HDG	Electric Blue	26	4	D	PF	-	-	-	-	-	75639
291	SAT	Electric Blue	11	1	E	-	-	-	-	-	-	75639
292	SUD	Celestial Blue	105	1	D	PF	-	-	-	-	-	110234
292	SAT	Celestial Blue	11	3	D	-	-	-				

INDEX

D.Number	Finish	Design Name	Page	Row	Column	PF	D	M	L	XL	C	Edgeband (Rehau)
5056	HSC	Voguish Prune	76	1	A	-	-	-	-	-	-	220P
5056	SUD	Voguish Prune	76	1	B	PF	-	-	-	-	-	220P
5074	SUD	Zebraipes	82	1	A	PF	-	-	-	-	-	723P
5076	SGL	Primeval Oak	42	2	A	PF	-	-	L	-	-	327P
5076	SUD	Primeval Oak	57	1	A	PF	-	-	L	XL	C	327P
5076	OLM	Primeval Oak	59	1	A	-	-	-	-	-	-	327P
5077	SGL	Neoteric Oak	42	2	A	PF	-	-	-	-	-	094P
5077	SUD	Neoteric Oak	69	2	B	PF	-	-	-	-	-	094P
5078	SGL	Esoteric Oak	42	3	E	PF	-	-	-	-	-	094P
5078	SUD	Esoteric Oak	73	2	A	PF	-	-	-	-	-	460P
5078	SAT	Esoteric Oak	15	2	D	-	-	-	-	-	-	460P
5079	SGL	Lucent Elm	41	1	B	PF	-	-	-	-	-	196P
5079	SUD	Lucent Elm	54	2	B	PF	-	M	-	-	-	196P
5080	SGL	Pure Elm	42	1	B	PF	-	-	-	-	-	290P
5080	SUD	Pure Elm	57	2	B	PF	-	-	-	-	-	290P
5081	SGL	Snuff Elm	42	1	D	PF	-	-	-	-	-	321P
5081	SUD	Snuff Elm	63	1	D	PF	-	M	-	-	-	321P
5082	SUD	Louisiana Oak	54	1	A	PF	-	M	-	-	-	237P
5082	HDG	Louisiana Oak	24	3	A	PF	-	-	-	-	-	237P
5082	SAT	Louisiana Oak	16	1	A	-	-	-	-	-	-	237P
5083	SUD	Southern Oak	73	1	B	PF	-	-	-	-	-	677P
5083	HDG	Southern Oak	21	2	B	PF	-	-	-	-	-	677P
5301	HSC	Eucalyptus Glow	50	1	A	-	-	-	-	-	-	502P
5302	HSC	Pure Eucalyptus	57	2	A	-	-	-	-	-	-	674P
5303	HSC	Scorched Eucalyptus	72	1	B	-	-	-	-	-	-	068P
5304	SUD	Clear Splendor	50	2	B	PF	-	-	-	-	-	110228
5307	SUD	Ruptured Oak	54	2	A	PF	-	-	-	-	-	678P
5308	SUD	Rift Oak	55	1	D	PF	-	-	-	-	-	398P
5309	CTR	Oak Fissure	73	2	D	PF	-	-	-	-	-	155P
5310	SUD	White Ash	52	3	D	PF	-	-	-	-	-	206P
5311	SUD	California Ash	55	2	D	PF	-	-	-	-	-	261P
5312	SUD	Cured Ash	76	2	C	PF	-	-	-	-	-	496P
5313	CTR	Banana Wood	55	2	C	PF	-	-	-	-	-	844P
5314	CTR	Urbane Banana	64	1	D	PF	-	-	-	-	-	675P
5315	SUD	Banana Mist	72	1	C	PF	-	-	-	-	-	679P
5316	SUD	Oak Radiance	55	1	C	PF	-	-	-	-	-	354P
5319	RAF	Metropolis Stone	46	2	B	-	-	-	-	-	-	681P
5319	SUD	Metropolis Stone	46	2	A	PF	-	-	-	-	-	681P
5324	SAN	Coastal Drift	56	2	A	-	-	-	-	-	-	682P
5324	SUD	Coastal Drift	56	2	B	PF	-	-	-	-	-	682P
5325	SAN	Raku Drift	76	2	B	-	-	-	-	-	-	683P
5325	SUD	Raku Drift	76	2	A	PF	-	-	-	-	-	683P
5326	SUD	Buen Walnut	68	2	B	PF	-	-	-	-	-	672P
5327	SUD	Chiaro	84	1	A	PF	-	-	-	-	-	735P
5328	SUD	Biscotti	50	2	A	PF	-	-	-	-	-	572P
5329	SUD	Crest Oak	73	1	C	PF	-	-	-	-	-	176P
5329	OLM	Crest Oak	75	2	B	-	-	-	-	-	-	176P
5330	SUD	Smoked Mahogany	78	1	A	PF	-	-	-	-	-	736P
5331	SUD	Midnight Acacia	77	2	B	PF	-	-	L	XL	C	684P
5332	SAN	Italian Beech	47	2	B	-	-	-	-	-	-	691P
5333	HDG	Nordic Walnut	23	3	A	PF	-	-	-	-	-	589P
5333	SUD	Nordic Walnut	58	2	A	PF	-	-	-	-	-	589P
5333	ARA	Nordic Walnut	58	1	A	PF	-	-	-	-	-	589P
5333	SAT	Nordic Walnut	15	1	C	-	-	-	-	-	-	589P
5334	SUD	Canyon Walnut	63	1	D	PF	-	-	-	-	-	670P
5334	SGL	Canyon Walnut	42	2	C	PF	-	-	-	-	-	670P
5334	OLM	Canyon Walnut	63	2	C	-	-	-	-	-	-	670P
5335	SUD	Bandung Teak	64	1	C	-	-	-	-	-	-	273P
5335	SGL	Bandung Teak	42	2	B	-	-	-	-	-	-	273P
5336	SUD	Arcadian Oak	67	1	C	PF	-	-	-	-	-	737P
5337	HDG	Malay Teak	23	2	B	PF	-	-	-	-	-	420P
5337	SUD	Malay Teak	64	1	A	PF	-	-	-	-	-	420P
5338	SAN	Steamed Bouchle	67	2	C	-	-	-	-	-	-	685P
5338	SUD	Steamed Bouchle	67	2	B	PF	-	-	L	-	-	685P
5339	RAF	Bristlecone Pine	51	3	A	-	-	-	-	-	-	272P
5339	SUD	Bristlecone Pine	51	3	B	PF	-	-	-	-	-	272P
5340	RAF	Ebon Pine	82	1	B	-	-	-	-	-	-	686P
5340	SUD	Ebon Pine	82	2	A	PF	-	-	-	-	-	686P
5341	SUD	Yosemite	68	1	B	PF	-	-	-	-	-	412P
5342	SUD	Bark Of The Willow Tree	84	1	B	PF	-	-	-	-	-	739P
5343	SUD	Liro Sap	72	2	B	PF	-	-	-	-	-	687P
5343	SGL	Liro Sap	42	3	D	PF	-	-	-	-	-	687P

D.Number	Finish	Design Name	Page	Row	Column	PF	D	M	L	XL	C	Edgeband (Rehau)
5343	ARA	Liro Sap	72	1	A	PF	-	-	-	-	-	687P
5343	SAT	Liro Sap	15	1	A	-	-	-	-	-	-	687P
5344	HDG	Turquoise Teak	22	1	B	PF	-	-	-	-	-	688P
5344	SUD	Turquoise Teak	76	1	C	PF	-	-	-	-	-	688P
5345	SUD	Noce Elegante	49	1	A	PF	-	-	-	-	-	502P
5345	VRB	Noce Elegante	29	1	A	-	-	-	-	-	-	502P
5346	ARA	Eclipse Ash	54	1	C	PF	-	-	-	-	-	416P
5346	SUD	Eclipse Ash	54	1	B	PF	-	-	-	-	-	416P
5347	SAN	Blonde Wood	58	1	C	PF	-	-	-	-	-	233P
5347	SUD	Blonde Wood	58	2	B	PF	-	-	-	-	-	233P
5348	SUD	Sherwood Oak	56	1	C	PF	-	-	-	-	-	508P
5348	VRB	Sherwood Oak	32	1	C	PF	-	-	-	-	-	508P
5349	ARA	Austin Walnut	69	1	A	PF	-	-	-	-	-	675P
5349	HDG	Austin Walnut	23	1	B	PF	-	-	-	-	-	675P
5349	SUD	Austin Walnut	69	1	B	PF	-	-	-	-	-	675P
5349	SAT	Austin Walnut	15	2	A	-	-	-	-	-	-	675P
5350	SUD	Black Mirage	79	1	B	PF	-	-	-	-	-	684P
5350	SGL	Black Mirage	41	2	C	PF	-	-	-	-	-	684P
5351	SY1	Cardiff Elm	35	1	B	-	-	-	-	-	-	740P
5352	SY1	Rovigo Elm	35	2	B	-	-	-	-	-	-	215P
5353	SY1	Rosenheim Elm	36	1	A	-	-	-	-	-	-	507P
5354	SY2	Leon Ash	35	1	A	-	-	-	-	-	-	586P
5355	SY2	Valencia Ash	36	2	A	-	-	-	-	-	-	742P
5356	SY2	Toledo Ash	36	1	B	-	-	-	-	-	-	743P
5371	ARA	Cabana Wood	46	1	C	PF	-	-	-	-	-	486P
5371	SUD	Cabana Wood	46	1	A	PF	-	-	-	-	-	486P
5372	TRC	Grey Magic	47	1	A	PF	-	-	-	-	-	691P
5372	SUD	Grey Magic	47	1	B	PF	-	-	-	-	-	691P
5373	ARA	Aspen Oak	81	1	A	PF	-	-	-	-	-	470P
5373	SUD	Aspen Oak	81	1	B	PF	-	-	-	-	-	470P
5374	SUD	Cottage Oak	68	1	A	PF	-	-	-	-	-	846P
5375	TRC	Saturno Walnut	61	1	A	PF	-	-	-	-	-	730P
5375	SUD	Saturno Walnut	61	1	B	PF	-	-	-	-	-	730P
5375	SAT	Saturno Walnut	15	1	B	-	-	-	-	-	-	730P
5376	HDG	Texas Rodeo	23	1	A	PF	-	-	-	-	-	331P
5376	SUD	Texas Rodeo	75	1	A	PF	-	-	-	-	-	331P
5376	SAT	Texas Rodeo	15	2	B	-	-	-	-	-	-	331P
5377	SAT	Dandy Wood Taupe	16	2	B	-	-	-	-	-	-	75649
5377	SUD	Dandy Wood Taupe	48	1	A	PF	-	-	-	-	-	75649
5377	VRB	Dandy Wood Taupe	29	1	B	-	-	-	-	-	-	75649
5378	SAT	Dandy Wood Anthracite	16	2	A	-	-	-	-	-	-	75611
5378	SUD	Dandy Wood Anthracite	78	1	B	PF	-	-	-	-	-	75611
5379	SAT	Manor	16	1	C	-	-	-	-	-	-	507P
5379	SUD	Manor	74	1	A	PF	-	-	-	-	-	507P
5380	TRC	Black Forest	80	1	A	PF	-	-	-	-	-	845P
5380	HDG	Black Forest	21	1	A	PF	-	-	-	-	-	845P
5380	SUD	Black Forest	80	1	B	PF	-	-	-	-	-	845P
5381	TRC	Chelsea Chestnut Natural	53	1	A	PF	-	-	-	-	-	126P
5381	SUD	Chelsea Chestnut Natural	53	1	B	PF	-	-	-	-	-	126P
5382	TRC	Chelsea Chestnut Brown	70	1	C	PF	-	-	-	-	-	675P
5382	SUD	Chelsea Chestnut Brown	70	1	A	PF	-	-	-	-	-	675P
5383	TRC	Chelsea Chestnut Anthracite	77	1	A	PF	-	-	-	-	-	223P
5383	SUD	Chelsea Chestnut Anthracite	77	1	B	PF	-	-	-	-	-	223P
5383	SAT	Chelsea Chestnut Anthracite	16	1	B	-	-	-	-	-	-	223P
5384	SUD	Lido Pine	45	1	B	PF	-	-	-	-	-	843P
5384	ARA	Lido Pine	45	1	A	PF	-	-	-	-	-	843P
5401	SAN	Argent Elm	51	1	A	-	-	-	-	-	-	695P
5409	VRB	Alaskan	30	1	A	-	-	-	-	-	-	502P
5416	SAN	Glacier	45	2	B	-	-	-	-	-	-	486P
5418	SUD	Basque Heartwood	67	2	A	PF	-	-	-	-	-	746P
5418	SGL	Basque Heartwood	41	2	B	PF	-	-	-	-	-	746P
5420	SUD	Autumn Elm	83	1	B	PF	-	-	-	-	-	746P
5422	SUD	Avignon Grey	81	2	B	PF	-	-	-	-	-	747P
5423	SUD	Bianca Roselba	49	1	B	PF	-	-	-	-	-	502P
5423	SGL	Bianca Roselba	41	1	C	PF	-	-	-	-	-	502P
5425	SUD	Toasted Walnut	56	1	B	PF	-	M	-	-	-	615P
5425	SGL	Toasted Walnut	42	1	C	PF	-	-	-	-	-	615P
5426	VRB	Limewashed Ash	30	1	C	-	-	M	-	-		

INDEX

DOORS SPECIAL RANGE - 3' X 7'

D.No.	Finish	Design Name	Page	Row	Column	D
101	SUD	White	102	1	C	D
107	SUD	Wool	102	2	C	D
124	SUD	Mysore Ivory	110	1	C	D
132	SUD	Cyclone	110	2	A	D
133	SUD	Moon Stone	110	1	B	D
141	SUD	Beige	109	2	C	D
152	SUD	Almond	110	3	D	D
204	SUD	Red Dynasty	111	2	E	D
261	SUD	Dark Grey	103	1	E	D
270	SUD	Silver Grey	103	1	B	D
291	SUD	Electric Blue	105	4	B	D
608	SUD	American Walnut	64	2	D	D
633	SUD	Sunset Beech	60	2	C	D
652	SUD	Wild Cherry	66	2	B	D
676	SUD	European Walnut	60	1	E	D
682	SUD	Hiland Pine	51	2	B	D
683	SUD	Golden Maple	52	1	E	D
685	SUD	Swiss Pear	52	2	D	D
693	SUD	Vancouver Maple	65	1	A	D
701	SUD	Rising Beech	59	2	B	D
702	SUD	Cherry	52	3	A	D
711	SUD	Siam Teak	61	2	C	D
718	SUD	Silver Maple	52	3	B	D
731	SUD	Wenge	75	1	B	D
750	SUD	White Beech	51	2	C	D
766	SUD	Rich Walnut	73	1	D	D
770	SUD	Douglas Fur	52	1	A	D
791	SUD	Milwaukee Walnut	73	2	C	D
5003	SUD	Phillipine Teak	56	1	A	D
5007	SUD	White Larch	51	1	D	D
5018	SUD	Brooks Walnut	64	2	C	D
5049	SUD	Red Oak	60	3	C	D
5050	SUD	Umber Oak	71	1	C	D
5522	SUD	Horizontal Ebony	71	2	B	D
5566	SUD	Clear Mesh	95	1	A	D
5567	SUD	Grey Mesh	96	2	A	D
5568	SUD	Smoky Mesh	96	3	A	D
5569	SUD	Earthen Mesh	95	4	A	D
5570	SUD	Bronze Mesh	95	3	B	D

M RANGE - 4' X 10'

D.No.	Finish	Design Name	Page	Row	Column	M
108	SUD	Absolute White	102	2	E	M
111	SUD	Designer White	102	1	B	M
275	SUD	Pearl Grey	110	3	B	M
401	SUD	Black	104	1	A	M
774	SUD	Munich Acacia	52	4	C	M
5003	SUD	Phillipine Teak	56	1	A	M
5079	SUD	Lucent Elm	54	2	B	M
5081	SUD	Snuff Elm	63	1	C	M
5082	SUD	Louisiana Oak	54	1	A	M
5425	SUD	Toasted Walnut	56	1	B	M
5426	VRB	Limewashed Ash	30	1	C	M
5427	VRB	Refresh Oak	32	2	B	M
5430	SUD	Honey Ash	55	2	B	M
5519	SUD	Grigio Horizonte	47	3	B	M
5524	SUD	Samara Oak	53	2	B	M
5566	SUD	Clear Mesh	95	1	A	M
5567	SUD	Grey Mesh	96	2	A	M
5569	SUD	Earthen Mesh	95	4	A	M
5574	SGL	Statuario	40	2	B	M
9605	VRB	Livid Teak	30	1	D	M
9618	VRB	Kosher Wenge	30	2	A	M

L RANGE - 4.25' X 10'

D.No.	Finish	Design Name	Page	Row	Column	L
101	SGL	White	39	2	A	L
101	SUD	White	102	1	C	L
107	SGL	Wool	39	1	A	L
107	SUD	Wool	102	2	C	L
111	SUD	Designer White	102	1	B	L
121	SUD	Ivory	110	2	C	L
124	SGL	Mysore Ivory	139	1	B	L
124	SUD	Mysore Ivory	110	1	C	L
132	SUD	Cyclone	110	2	A	L
133	SUD	Moon Stone	110	1	B	L
141	SUD	Beige	109	2	C	L
161	SUD	Hot Pink	112	2	A	L
163	SUD	Bay	109	3	D	L
173	SUD	Barbie Pink	111	1	E	L
181	SUD	Chocolate	108	2	C	L
201	SUD	Maroon	112	4	A	L
204	SUD	Red Dynasty	111	2	E	L
207	SUD	Divine Yellow	107	1	D	L
217	SGL	Light Orange	39	4	A	L
217	SUD	Light Orange	108	1	A	L
229	SGL	Yellow	39	3	A	L
229	SUD	Yellow	107	1	C	L
247	SUD	Dutch Green	107	2	B	L
257	SUD	Olive	107	2	C	L
259	SUD	Lime	107	3	A	L
261	SUD	Dark Grey	103	1	E	L
262	SUD	Grey	103	1	C	L
266	SUD	Ash Grey	103	3	B	L
268	SUD	Dust	103	2	B	L
270	SUD	Silver Grey	103	1	B	L
271	SUD	Light Grey	103	1	A	L
274	SUD	Pine Nut	109	3	A	L
275	SUD	Pearl Grey	110	3	B	L
277	SUD	Charcoal	103	4	A	L
280	SUD	Blue	105	3	B	L
284	SUD	Ozone	105	2	A	L
291	SUD	Electric Blue	105	4	B	L
297	SUD	Blue Galaxy	106	4	B	L
304	SUD	Blue Bell	105	4	C	L
401	SGL	Black	39	1	D	L
401	SUD	Black	104	1	A	L
695	SUD	Bavarian Beech	60	2	D	L
711	SUD	Siam Teak	61	2	C	L
719	SUD	Mangfall Beech	60	3	A	L
738	SUD	Oak	55	2	A	L
923	SUD	Meta Silver	97	2	B	L
5003	SUD	Phillipine Teak	56	1	A	L
5004	SUD	Lorraine Walnut	70	2	B	L
5006	SUD	Thansau Maple	52	1	F	L
5018	SUD	Brooks Walnut	64	2	C	L
5049	SUD	Red Oak	60	3	C	L
5076	SGL	Primeval Oak	42	1	A	L
5076	SUD	Primeval Oak	57	1	A	L
5331	SUD	Midnight Acacia	77	2	B	L
5338	SUD	Steamed Bouchle	67	2	B	L
5427	VRB	Refresh Oak	32	2	B	L
5566	SUD	Clear Mesh	95	1	A	L
5568	SUD	Smoky Mesh	96	3	A	L
5574	SGL	Statuario	40	2	A	L
5575	SGL	Black Marmor	40	2	B	L
9610	VRB	Pure Ash	30	1	B	L
9611	VRB	Innate Ash	30	3	A	L
9851	AFX	White X	8	1	A	L
9852	AFX	Eden Grey	8	1	D	L
9853	AFX	Anthracite	8	1	E	L
9854	AFX	Dove	8	1	B	L
9855	AFX	Basalt Grey	8	1	C	L
9856	AFX	Coffee Bean	8	2	F	L

L RANGE - 4.25' X 10'

D.No.	Finish	Design Name	Page	Row	Column	L
9857	AFX	Country Blue	8	2	B	L
9858	AFX	Victorian Violet	8	2	C	L
9859	AFX	Sea Weed Green	8	2	D	L
9860	AFX	Twilight Blue	8	2	E	L
9861	AFX	Black X	8	1	F	L
90401	HDG	Black	18	1	F	L
90401	SUD	Black	18	2	F	L

XL RANGE - 5' X 12'

D.No.	Finish	Design Name	Page	Row	Column	XL
111	SUD	Designer White	102	1	B	XL
121	SUD	Ivory	110	2	C	XL
124	SUD	Mysore Ivory	110	1	C	XL
133	SUD	Moon Stone	110	1	B	XL
134	SUD	Mud Ash	109	2	B	XL
141	SUD	Beige	109	2	C	XL
161	SUD	Hot Pink	112	2	A	XL
163	SUD	Bay	109	3	D	XL
173	SUD	Barbie Pink	111	1	E	XL
201	SUD	Maroon	112	4	A	XL
204	SUD	Red Dynasty	111	2	E	XL
207	SUD	Divine Yellow	107	1	D	XL
217	SUD	Light Orange	108	1	A	XL
229	SUD	Yellow	107	1	C	XL
230	SUD	Cream Yellow	107	1	B	XL
247	SUD	Dutch Green	107	2	B	XL
251	SUD	Bright Green	107	1	A	XL
257	SUD	Olive	107	2	C	XL
259	SUD	Lime	107	3	A	XL
261	SUD	Dark Grey	103	1	E	XL
268	SUD	Dust	103	2	B	XL
271	SUD	Light Grey	103	1	A	XL
275	SUD	Pearl Grey	110	3	B	XL
281	SUD	Navy Blue	105	3	D	XL
284	SUD	Ozone	105	2	A	XL
291	SUD	Electric Blue	105	4	B	XL
297	SUD	Blue Galaxy	106	1	A	XL
401	SUD	Black	104	1	A	XL
682	SUD	Hiland Pine	51	2	B	XL
695	SUD	Bavarian Beech	60	2	D	XL
719	SUD	Mangfall Beech	60	3	A	XL
738	SUD	Oak	55	2	A	XL
749	SUD	Sapele	65	1	B	XL
770	SUD	Douglas Fur	52	1	A	XL
923	SUD	Meta Silver	97	2	B	XL
929	SUD	Metaline Grey	98	3	A	XL
5003	SUD	Phillipine Teak	56	1	A	XL
5006	SUD	Thansau Maple	52	1	F	XL
5018	SUD	Brooks Walnut	64	2	C	XL
5076	SUD	Primeval Oak	57	1	A	XL
5331	SUD	Midnight Acacia	77	2	B	XL
5566	SUD	Clear Mesh	95	1	A	XL
5568	SUD	Smoky Mesh	96	3	A	XL

COMPACT LAMINATE RANGE - 6' X 6' 6' X 12'

D.No.	Finish	Design Name	Page	Row	Column	C
111	SUD	Designer White	102	1	B	C
121	SUD	Ivory	110	2	C	C
124	SUD	Mysore Ivory	110	1	C	C
133	SUD	Moon Stone	110	1	B	C
134	SUD	Mud Ash	109	2	B	C
141	SUD	Beige	109	2	C	C
161	SUD	Hot Pink	112	2	A	C
163	SUD	Bay	109	3	D	C
173	SUD	Barbie Pink	111	1	E	C
201	SUD	Maroon	112	4	A	C
204	SUD	Red Dynasty	111	2	E	C
207	SUD	Divine Yellow	107	1	D	C
217	SUD	Light Orange	108	1	A	C
229	SUD	Yellow	107	1	C	C
230	SUD	Cream Yellow	107	1	B	C
247	SUD	Dutch Green	107	2	B	C
251	SUD	Bright Green	107	1	A	C
257	SUD	Olive	107	2	C	C
259	SUD	Lime	107	3	A	C
261	SUD	Dark Grey	103	1	E	C
268	SUD	Dust	103	2	B	C
271	SUD	Light Grey	103	1	A	C
275	SUD	Pearl Grey	110	3	B	C
281	SUD	Navy Blue	105	3	D	C
284	SUD	Ozone	105	2	A	C
291	SUD	Electric Blue	105	4	B	C
297	SUD	Blue Galaxy	106	4	B	C
401	SUD	Black	104	1	A	C
682	SUD	Hiland Pine	51	2	B	C
695	SUD	Bavarian Beech	60	2	D	C
719	SUD	Mangfall Beech	60	3	A	C
738	SUD	Oak	55	2	A	C
749	SUD	Sapele	65	1	B	C
770	SUD	Douglas Fur	52	1	A	C
923	SUD	Meta Silver	97	2	B	C
929	SUD	Metaline Grey	98	3	A	C
5003	SUD	Phillipine Teak	56	1	A	C
5006	SUD	Thansau Maple	52	1	F	C
5018	SUD	Brooks Walnut	64	2	C	C
5076	SUD	Primeval Oak	57	1	A	C
5331	SUD	Midnight Acacia	77	2	B	C
5566	SUD	Clear Mesh	95	1	A	C
5568	SUD	Smoky Mesh	96	3	A	C

OUR COMMITMENT TO QUALITY ASSURANCE

SAFE AND HEALTHY LIVING ALONGSIDE GREENLAM PRODUCTS

The entire range of Greenlam Laminate is Anti-Virus & Anti-Bacterial, that retards the growth and kills upto 99.99% of Viruses** & Bacteria***. Now proven effective against SARS CoV-2* virus, making it world's 1st COVID – 19 resistant laminate.

SIZE

SIZE AVAILABILITY IN FINISHES

Finish	Abbreviation	GREENLAM STANDARD (4' X 8')	GREENLAM DOOR SPECIALS (3' X 7')	GREENLAM "M" Range (4' X 10')	GREENLAM "L" Range (4.25' X 10')	GREENLAM "XL" Range (5' X 12')	GREENLAM COMPACT LAMINATES (6' X 12')
AFX	AFX	✓	•	•	✓	•	•
ARIA NEW	ARA	✓	•	•	•	•	•
COUNTRY WOOD	CTR	✓	•	•	•	•	•
EDGY ASH	ASH	✓	•	•	•	•	•
EMBOSSSED INTERWEAVE	EMI	✓	•	•	•	•	•
HANDSCRAPPED	HSC	✓	•	•	•	•	•
HD GLOSS	HDG	✓	•	•	•	•	•
NAPPA LEATHER	NLT	✓	•	•	•	•	•
OLMO	OLM	✓	•	•	•	•	•
PACIFIC TRAIL	PTR	✓	•	•	•	•	•
RAFFIA	RAF	✓	•	•	•	•	•
SANTHIA	SAN	✓	•	•	•	•	•
SATIN NEW	SAT	✓	•	•	•	•	•
SIERRA	SRA	✓	•	•	•	•	•
SPARKLE	SPK	✓	•	•	•	•	•
STONE	STN	✓	•	•	•	•	•
STUCCO	STC	✓	•	✓	•	✓	•
SUEDE	SUD	✓	✓	✓	✓	✓	✓
SUPER GLOSS	SGL	✓	•	•	•	•	•
SYNCHRO	SY1, SY2	✓	•	•	•	•	•
TRACE NEW	TRC	✓	•	•	•	•	•
TECHNO STEEL	TST	✓	•	•	•	•	•
TEXMEX	TXM	✓	•	•	•	•	•
VERACIOUS BARK	VRB	✓	•	✓	•	•	•
ZERO REFLECTION	ZRL	✓	•	•	•	•	•

Note: All Sample are in Suede finish unless mentioned.

- These are speciality laminate and are priced differently.
- 🔧 Design available in Post Forming grade also
- 🚪 Greenlam Doors Special available in 3' x 7'
- 📏 Design also available in 4' x 10'
- 📏 Compact Laminates available in 6' x 12'
- 📏 Design also available in 4.25' x 10'
- 📏 Design also available in 5' x 12'
- 📏 Horizontal Design
- 📏 Recommended for Vertical Application
- 📏 Premium Product
- 📏 New Design Highlighted In Red Colour

LIABILITY

Whereas the products are manufactured to exacting standards, the nature of the application procedure is beyond our control. While we are pleased to offer advice, we cannot guarantee the finishing results or accept liability for it. All information is provided in good faith but without warranty expressed or implied. The liability of the Company is limited to replacement of defective goods only. It is therefore necessary that prior to any commercial use you should conduct your own tests to evaluate efficacy of the product under the particular condition for its intended use.

TECHNICAL SPECIFICATION

S.No.	PROPERTIES	TEST STANDARD	UNIT	SPECIFIED VALUES	GREENLAM VALUES	SPECIFIED VALUES	GREENLAM VALUES
1	Classification & Test Protocol	IS 2046 : 1995		HGS, Thickness 1.0 mm		HGS, Thickness 1.5 mm	
PHYSICAL & DIMENSIONAL PROPERTIES							
2	Nominal Thickness		mm	1.0		1.5	
3	Thickness variation	Clause - 5.3	mm	1.0 ± 0.10	Conforms	1.5 ± 0.15	Conforms
4	Tolerance on Length	Clause - 5.4.6	mm	+10, -Nil	Conforms	+10, -Nil	Conforms
5	Tolerance on Width	Clause - 5.4.6	mm	+10, -Nil	Conforms	+10, -Nil	Conforms
6	Straightness of edges	Clause - 5.4.7	mm/m	1.5 (max.)	Conforms	1.5 (max.)	Conforms
7	Squareness	Clause - 5.4.8	mm/m	1.5 (max.)	Conforms	1.5 (max.)	Conforms
8	Density	EN ISO 1183 -1:2004	kg/m ³	1360 - 1400	Conforms	1360 - 1400	Conforms
9	Dimensional Stability at Elevated Temperatures						
	Longitudinal Direction	Annex - F	%	0.55 (max.)	Conforms	0.44 (max.)	Conforms
	Transverse Direction	Annex - F	%	1.05 (max)	Conforms	0.86 (max)	Conforms
10	Dimensional Stability at 20°C						
	Longitudinal Direction	Annex - G	%	0.38 (max.)	Conforms	0.32 (max.)	Conforms
	Transverse Direction	Annex - G	%	0.60 (max.)	Conforms	0.48 (max.)	Conforms
MECHANICAL PROPERTIES							
11	Resistance to Immersion in Boiling Water						
	Mass Increase	Annex - D	%	10.0 (max.)	Conforms	7.5 (max.)	Conforms
	Thickness Increase	Annex - D	%	11.8 (max.)	Conforms	8.0 (max.)	Conforms
	Appearance	Annex - D	Grade	Not worse than 4	Conforms	Not worse than 4	Conforms
12	Resistance to Impact by Small Diameter Ball						
	Spring Force	Annex - H	N	20	Conforms	20	Conforms
13	Resistance to Cracking	Annex - K	Grade	Not worse than 4	Conforms	Not worse than 4	Conforms
SURFACE PROPERTIES							
14	Resistance to Scratching	Annex - L	N	2.0 (min.)	Conforms	2.0 (min.)	Conforms
15	Resistant to Steam	Annex - T	Grade	Not worse than 4	Conforms	Not worse than 4	Conforms
16	Resistance to Water Vapor	EN 438-2-14	Class	Not worse than 4	Conforms	Not worse than 4	Conforms
17	Resistance to Dry Heat at 180° C						
	Gloss Finish	Annex - E	Grade	Not worse than 3	Conforms	Not worse than 3	Conforms
	Other Finish	Annex - E	Grade	Not worse than 4	Conforms	Not worse than 4	Conforms
18	Resistance to Surface Wear	Annex - C	Rev.	350 (min.)	Conforms	350 (min.)	Conforms
19	Resistance to Cigarette Burns	Annex - P	Grade	Not worse than 3	Conforms	Not worse than 3	Conforms
20	Resistance to staining						
	Group 1 & 2	Annex - M	Grade	Not worse than 5	Conforms	Not worse than 5	Conforms
	Group 3 & 4	Annex - M	Grade	Not worse than 4	Conforms	Not worse than 4	Conforms
21	Resistance to Color Change						
	In Xenon Arc Lamp	Annex - N	Grade	Not worse than 6	Conforms	Not worse than 6	Conforms
HEALTH & ENVIRONMENTAL CHARACTERISTICS							
22	Food safe	EN 13130-1	-	-	YES	-	YES
23	Contents' migration as per Food Commission Regulation	EN 1186-1, 3 & 14: 2002	Migration	Migration of Simulants is less than maximum permitted by Regulation			
24	Formaldehyde emission (release)	EN 16516-2017	ppm	0.1	0.02	0.1	0.02
25	Volatile Organic Compounds (VOC) Emission	ISO 16000-9 UL 2818 - 2013	Class Certification	-	A	-	A
26	Anti-Viral Efficacy & activity						
	% Reduction in 24 hours	ISO 21702-2019	%	95 (min.)	99.9 (min.)	95 (min.)	99.9 (min.)
	Activity after 24 hours		Log Reduction	2.0 (min.)	Exceeds	2.0 (min.)	Exceeds
27	Anti-Bacterial Efficacy & activity						
	% Reduction in 24 hours	JIS 2801-2012	%	95.0 (min)	99.99	95.0 (min)	99.99
	Activity after 24 hours		Log Reduction	2.0 (min)	Exceeds	2.0 (min)	Exceeds
28	Anti-Fungus Efficacy						
	Growth after 28 days	ASTM G-21-2015	Class	1	0 (No Growth)	1	0 (No Growth)

Limited Warranty:

Greenlam Industries Limited warrants to the original buyer that Greenlam Laminates will be free of defects under normal, proper and intended usage, within acceptable manufacturing specification, buyer's remedy in case of claims, as a result of defective laminate, shall be limited to only the replacement of laminate by Greenlam Industries Limited.

Note:

Application Images shown in the catalogue are for illustration purpose only, please refer to the actual product sample for color and finish available.

The samples shown here are only indicative of the colour patterns and finishes available.

*Greenlam is available in 1.00mm Greenlam supertuf is available in 1.5mm

Disclaimer:

As per the test report SARS Cov-2 virus gets more than 99% retarded after 45 mins of the contact

As per the test report virus gets 99.99% retarded in 24 hours of contact

As per test report bacteria gets 99.99% retarded after 24 hours of contact

PRODUCT PORTFOLIO

Greenlam laminates and allied products

A result of an undying passion for craft, technology and art ; Greenlam product range can work with almost any style of decor. Offering breakthrough designs and stunning textures which are incredibly gorgeous and strikingly creative. Designed to transform dull spaces to a lively paradise. Each variant of laminate is complemented by exquisite detailing and understated, to say the least.

Greenlam HD GLOSS LAMINATE



A superior gloss laminate empowered with the best in class Scuff, Abrasion and MAR resistance to resist permanent deformation or micro scratches resulting from the application of dynamic mechanical force.

Greenlam DIGITAL LAMINATE



Innovation and contemporary consolidated into one. Extensive variety of digital colours and patterns for you to enrich every nook and corner of your spaces. Be a trendsetter.

Greenlam CUSTOM LAMINATE



Now decorate the world around you with your imagination and adorn your house just the way you want with custom laminates. Bring us your own images, artwork, photographs or illustrations and we'll create laminates that are unusual and memorable.

Greenlam ELECTROSTATIC DISSIPATIVE LAMINATE



When it comes to excellent immensional stability, ESD laminates come first. Having five times more stiffness than its substitutes, the chances of dust accumulation are less on these laminates making them ideal for IT offices, call centres, laboratories, electronic industries, pharmaceutical labs, offices where electronic gadgets are regularly used.

Greenlam UNICORE LAMINATE




A result of an undying passion for craft, technology and art, these laminates are perfect for edging to create a uniform and seamless finish with no dark edged. Made with special decorative paper-Unicore, in solid colours, suede & gloss surfaces, it enhance the decor aesthetically.

Greenlam SWITCH BOARD PANEL



A collection of ready to use switch board panels which can be easily cut and drilled, these panels are apt for homes and offices. Manufactured under strict process control, these panels come to life by layering of phenolic resin impregnated 'A' Grade kraft paper with melamine strength and electrical properties.

Greenlam CHALK & MARKER GRADE LAMINATE



Two premium ranges of laminates, available in a variety of colours, these laminates, when wiped, turn spotless and live much longer than the traditional boards in schools and corporate houses.

Greenlam MFC



Fused with excellent machinability, superior screw-holding power & smooth surface finish, these Melamine Faced Chip Boards are crafted to add perfection to the spaces. Offering a very wide range of stunning designs, they are ideal for both commercial and residential spaces.

Greenlam FIRE RETARDANT LAMINATE



Treated with imported fire retardant chemicals which help in delaying temperature rise, making it resistant to fire. Available in a variety of colours and designs, these laminates are high in aesthetic appeal and ensure secured environment.

Greenlam POSTFORMING LAMINATE



Designed exclusively to enhance the aesthetics of your interiors while preventing water seepage in crevices and moisture retention. Armed with added flexibility and malleability, the post forming laminates are ideal for application on shutters, counter tops, furniture tops etc.

Greenlam COUNTER TOP LAMINATE




A perfect fit when it comes to kitchen and bathroom settings, these laminates are remarkably elegant, modern and at the same time are resistant to stains, moisture and abrasions. Available in a wide range of sizes and colours to add to your taste of stylish interiors.

Greenlam SUPERTUFF LAMINATE



Tough from inside. Exquisite on the outside. That are Greenlam Supertuff laminates for you. Available in 1.5mm thickness, these laminates are engineered to withstand rough usage.

Greenlam DOOR SPECIAL LAMINATE



A range so perfectly fit for doors, these laminates not only clad your doors seamlessly but also make them look beautiful. Available in a specialised 3'x7' size to cater to your every need.

Greenlam DECOLINER LAMINATE



Range of low maintenance liner grade laminates that add a new dimension to your craftsmanship. Make your cabinets, cupboards & wardrobes as beautiful inside as they are outside.

PRODUCT PORTFOLIO

Greenlam compact laminates and allied products

As Asia's leading manufacturer of high pressure laminates, Greenlam offers you durable and decorative Greenlam Compact Laminates. The perfect choice to build your ideal interior and exterior. While their sturdiness makes them apt for a wide range of applications, their spectacular colours make them more desirable.



Exterior Grade Compact Laminates with unmatched GLE technology, designed to make exteriors enthralling and gripping.



Interior Grade Compact Laminate crafted to beautify your interiors, made from solid grade high pressure Compact Laminates.



Chemical Resistant Compact Laminates, designed specifically to shield surfaces from chemical abuse.



Presenting a new world of restroom cubicles and locker solutions studded with innovative designs and unique features. Enabling you to design your world your way with its customization feature, it offers you innovative and bold patterns & themes to turn spaces into marvels. Not only this, our expert installation team installs these lockers and restroom cubicles at your spaces assuring perfection.



Planned by the seasoned artistic minds, these new patterns let you explore infinite possibilities and bring new life into your spaces with sheer brilliance.



Specifically crafted for interior design projects and bespoke furniture, these laminates are perfect for edging to create a uniform and seamless finish.



Thinner alternatives of Compact Laminates, these panels are durable and sturdy as ply boards. These are designed to be particularly resistant to degradation, scratch and stain making them perfect for bathroom doors, workstation partitions and other self-supporting vertical applications.



The result of our cutting-edge technology, these revolutionary laminates have solid coloured patterns over the edges to add an extra edge of magnificence.

WOODS AND ALLIED PRODUCTS



A premium range of natural decorative veneers that make your interiors naturally beautiful. This exclusive range of veneers brings you the world's most exotic timbers offering you more than 200 species of woods. Available in Natural / Teak / Engineered.



Mikasa real wood floors, produced in India for the first time, draws inspiration from a Spanish phrase "Mi Casa, Su Casa", which means my home is your home. Mikasa is inspired by wood. Each piece of wood is enhanced using the latest technology, thus bringing out the true character of wood. It offers the largest collection of engineered wooden flooring in various thicknesses and sizes. We create the finest floors. For those who have the finest taste.



Unlike traditional doors, Mikasa offers complete door solutions. Ready to fit, engineered from real wood, superior factory-finished products make you look at the doors in a whole new light.

BRANCH OFFICES

AGRA 7607000996	AHMEDABAD 9909983383	BANGALORE 6366892055	BHUBANESHWAR 9777454083	CHANDIGARH 9779450510 0172-62512583
CHENNAI 6381815215 044-42822672	COIMBATORE 9003917470 0422-4370407	DELHI / NCR 9650101768	GHAZIABAD 9650627111	GUWAHATI 8134944778 0361-2733306
HYDERABAD 9985711880 040-24801429	INDORE 9752593453 0731-4206153	JAIPUR 9818040684 0141-2333747	KOCHI 9746474575 0484-2531598	KOLKATA 9007011903
LUCKNOW 7521000128 0522-4000475	MUMBAI 9136102399	MADURAI 9500099471	NAGPUR 9158886981	PATNA 9771404756 0612-6450235
PUNE 9730084501 020-26169307	HISAR 9996235599	RAIPUR 9752590672	RANCHI 9031002133	VIJAYAWADA 9949818673 0866-2523135

GLOBAL HEADQUARTER
GREENLAM INDUSTRIES LIMITED
 2nd Floor, West Wing, Worldmark 1,
 Aerocity, IGI Airport Hospitality District,
 New Delhi - 110 037
 Tel : 91-11-42791399
 E-mail : info@greenlam.com
 Website : www.greenlamindustries.com

GREENLAM EXPERIENCE CENTER
 25/B, Shop No. E & F., Mirza Ghalib Road,
 Park Street.Opposite Westside Mall,
 Kolkata – 700016, India
 Contact No : - +91 33 4601 7151; +91 9836007771;
 +91 6292263309
 E-mail : experiencecenter.kolkata@greenlam.com

Toll Free No.: 1800 833 0004